

Ohio

*A Guide to Your
Health Care Benefits*

2025

Member Handbook


CareSource[®]

 Health Insurance Marketplace

*CareSource is a Qualified Health Plan issuer
in the Health Insurance Marketplace.*





CONTENTS

Welcome..... 1

- Other Documents 2
- Member Services..... 2
- Help In Other Languages and Formats 2
- Interpreter Services 3
- TTY/TDD for the Hearing Impaired 3
- Translation and Alternate Format Materials..... 3

Important Next Steps..... 4

- You’ve enrolled in your new plan. Now what?.. 4
- Your Member ID Card..... 4
- Create Your Online My CareSource® Account or Update Your Existing Account..... 4
- Learn About Your Benefits and Services..... 4
- Learn About Special Programs Like Disease Management, Care Coordination and More..... 5

Choose a Network Primary Care Physician (PCP)..... 5

Complete your Health Needs Assessment through MyHealth 5

When to Update Your Information 7

Digital Tools 8

Getting Started 11

- ID Cards..... 11
- Your CareSource Invoice 12
- How to Pay Your Premium 13
- Communication from CareSource..... 15
- Member Newsletters 15
- Explanation of Benefits..... 16
- Sample EOB 16

Understanding Your Costs 19

- Cost Shares 19
- Billed Amount 19



Accumulated Amounts	19	Medication Therapy Management.....	51
Tips to Lower Your Cost For Care	22	Disposing of Medications Safely	52
Where and How To Get Care	24	Special Programs and Tools.....	53
Where to Get Care.....	24	My CareSource Member Portal.....	53
Use Network Providers.....	28	Care Management and Outreach Services	56
Finding a Doctor	29	Help Getting Home from the Hospital	57
Current Treatment Plans and Continuity of Care.....	29	Disease Management.....	57
When you are Outside of our Service Area ...	29	CareSource Life Services	58
Your Benefits.....	31	CareSource JobConnect	59
Covered Benefits At A Glance	31	Ensuring Your Quality of Care	60
Benefit Limitations.....	34	Complaints and Appeals	60
Services that Require a Prior Authorization....	34	Clinical Practice and Preventive Guidelines ..	62
Preventive Care	34	Utilization Management (UM)	63
Are You Getting Your Preventive Care?	35	Quality Improvement Program	64
Staying Healthy	36	Definitions	67
Mental Health and Wellness	37	Appendix	70
Addiction and Substance Use Disorder	38	Advance Directives.....	70
Supplemental Benefits	40	Mental Health Treatment Directive	70
Accidental Dental Coverage.....	40	Guardianship	71
Pediatric Vision Benefits with EyeMed.....	41	Your Rights and Protections Against Surprise Medical Bills	74
Optional Adult Vision and Fitness Benefits	42	Privacy Notice Statement.....	75
Adult Vision Care with EyeMed	43	Member Rights and Responsibilities.....	81
The Active&Fit Program	45		
Hearing Benefits with TruHearing	46		
Pharmacy Benefits and Information	47		
Pharmacy Information	47		
Prescription Drugs.....	49		



Welcome!

Thank you for being a CareSource member! We are glad to have you as a member of our health plan. This handbook will help you learn about your benefits, and how to get the most from your plan.



Other Documents

Please look at your Schedule of Benefits (SOB) and Evidence of Coverage (EOC). They have more details about your plan, such as your costs and the legal ins and outs of your coverage. The EOC is your legal contract with us and has all the details about your coverage.

If you have any questions about your benefits or what is in this handbook, you can look in your EOC for the details, or you can call Member Services for help.

Member Services

Call Member Services at **1-833-230-2099** (TTY: 711) when you:

- Have questions about your plan
- Want to know your rights
- Need to find a provider
- Have questions about a benefit

Member Services is open Monday through Friday, from 7 a.m. to 7 p.m. Eastern Standard Time (EST) to take your call. We are always happy to help.

Help In Other Languages and Formats

If you or someone you're helping has questions about CareSource, you have the right to get help and information in your language at no cost. Please call the Member Services number on your CareSource ID card for more information.

Spanish

Si usted o alguien a quien ayuda tienen preguntas sobre CareSource, tiene derecho a recibir esta información y ayuda en su propio idioma sin costo. Para hablar con un intérprete. Por favor, llame al número de Servicios para Afiliados que figura en su tarjeta de identificación.

Arabic

CareSource، يتلذذ للابو أن اچم تامول عمو و ددع اسم یلع لوصحل كل قحیف صوصخب تاراسفت سا ؤی، ددع است صخش یی یدل واً، كیدل ناك اذإ كب ؤصاخلا ووضعال فیرعت ؤق اطب یلع دوجوم الءاضال ؤم دخ مفر یلع لاصلال ایجر، نی یروفال نی مچرت م ال دحل یل لئ دحت لل. اهب ث دحت ت

Chinese

如果您或者您在帮助的人对 CareSource 存有疑问，您有权免费获得以您的语言提供的帮助和信息。如果您需要与一位翻译交谈，请拨打您的会员 ID 卡上的会员服务电话号码。

Interpreter Services

If you or a member of your family has a primary language that is not English, call us. We offer interpreters for members who need assistance communicating with us. By calling the Member Services department at **1-833-230-2099** (TTY: 711) you can speak with a Member Services representative through an interpreter.

TTY/TDD for the Hearing Impaired

Call 1-800-750-0750 or 711 if you are hearing impaired and have any questions, whether they are about your plan benefits and services or about your health and care.

Translation and Alternate Format Materials

You can request your plan documents and other print communication to be translated into the language of your choice. You can also request other formats, such as large print, Braille or audio formats. Call Member Services to request a translation or alternate format material.



IMPORTANT NEXT STEPS

You've enrolled in your new plan. Now what?

Follow the steps below to get started with your new plan, and to review any changes from last year, you have re-enrolled with us.



1

Your Member ID Card

Look for your ID card in the mail.

- You will get your member ID card in a separate mailing.
- You can also access your member ID card from your My CareSource® account, or view a digital copy of it on the CareSource mobile app.
- Get more information about your ID card in the *Getting Started* section of this handbook.



2

Create Your Online My CareSource Account or Update Your Existing Account

Get quick and easy access to your plan and account information, as well as health and wellness information through **MyCareSource.com** and the mobile app.

- Go to **MyCareSource.com**. Then select **Sign Up** to create an account or **Login** to update your existing account.
 - If you have a new member ID number, you will need to update your account with your new plan information.
- Download our CareSource mobile app to stay connected on the go.



3

Learn About Your Benefits and Services

Read about your covered benefits and services in the *Your Benefits* section of this handbook.

- You can also find information about your covered benefits and services online at: **CareSource.com/marketplace** and in your My CareSource account.

**4**

Learn About Special Programs Like Disease Management, Care Coordination and More

In the *Member Exclusive Programs* section of this handbook. You can also call us for more information at **1-833-230-2037**, Monday through Friday from 8 a.m. to 5 p.m. Eastern Time.

**5**

Choose a Network Primary Care Physician (PCP)

- **FIND:** Use our *Find A Doctor* tool to locate the right doctor for you.
- **TELL US** your choice of PCP through your My CareSource account. Use the Choose Provider option and tell us your PCP's name. This isn't required, but helps ensure the right cost share amount is charged for each visit.
- **VISIT:** Make an appointment with your choice of PCP. It's important to have regular checkups, even when you are not sick.

**6**

Complete your Health Needs Assessment through MyHealth

In your My CareSource account, select the *Health* tab, then look for your Health Needs Assessment (HNA) under Assessments. Complete the survey to get a personal health score and a plan with tips for becoming or staying healthy!



YOU HAVE QUESTIONS.

We have answers!

Many questions are pretty common among our members. This handbook should answer most of them. Below are some of the more common questions we hear.

1. How do I get a replacement ID card?

- Request one on **MyCareSource.com**.
- Call Member services.
- You can also show your ID card using the CareSource app.

2. How do I find an in-network primary care provider (PCP)?

- Use **FindADoctor.CareSource.com**
- Call Member Services
- Ask your Care Manager for help.

Don't forget to tell us who you choose for your PCP in your My CareSource account, under Preferences.

3. Where can I find my plan documents?

- They were mailed to you when you enrolled.
- They are on **CareSource.com/marketplace** under the **Plans** menu. Use your ID card to find your plan name to select the right documents.
- They are in your My CareSource account under **Documents**.

4. Which plan document tells me my costs?

- Schedule of Benefits, sent with your annual member materials (with this handbook).
- Summary of Benefits and Coverage, sent with your enrollment acknowledgment.

You can also find these documents on **CareSource.com/marketplace** and in your **MyCareSource.com** account as discussed above.

5 How can I pay the bill for my monthly premium?

You can pay your bill in several convenient ways:

- By mail
- By phone
- Online in your **MyCareSource.com** account
- Online at **CareSource.com/MPpay**
- Automatic monthly payments through your My CareSource account
- Google Pay® or Apple Pay®

See *How To Pay Your Premium* in this handbook to learn more.

6. How can I tell what my costs will be for a service or procedure before I get it?

- Many services have flat dollar costs called copays. Others, have coinsurance. This is shown in your Schedule of Benefits and Summary of Benefits and Coverage.
- Many providers of a service know how much the service will cost. All you have to do is ask.
 - For example, an x-ray at an outpatient clinic may be \$50. If you have a coinsurance of 20%, your cost would be \$10. ($\$50 \times .20 = \10)
- You can use our Total Cost Navigator, in your MyCareSource.com account to get an estimate and see what providers in your area charge for the same service.
 - The Cost Navigator can also show you rough costs for a service or procedure from multiple providers in your area. (See the Understanding Your Costs section to learn more.)
- You can ask your provider for an up-front estimate and what might affect their cost.
- You can call Member Services for help with figuring your costs.

WHEN TO UPDATE YOUR INFORMATION

Use CareSource's enrollment website [Enroll.CareSource.com](https://enroll.caresource.com) when you need to change or update your household information, such as:

- When you move
- If you or someone in your household has a change in income
- If you adopt or have a child
- To permanently change your address or contact information

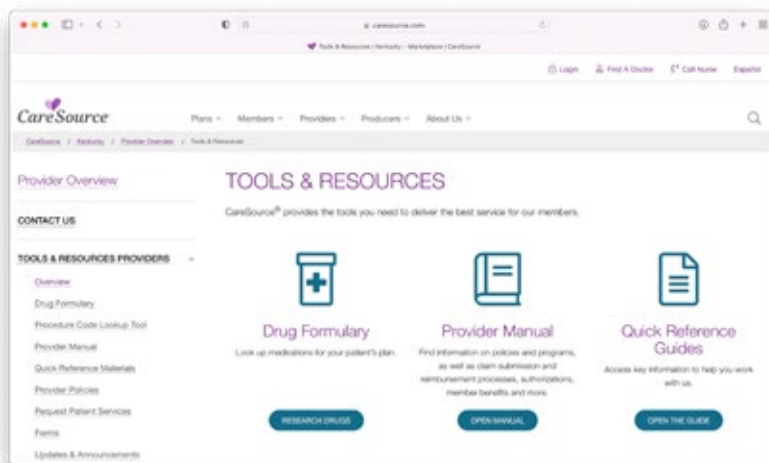
Our enrollment website provides an easy, no-hassle way to let the Marketplace know when you have changes to report. You can also call the Marketplace directly at 1-800-318-2596 (TTY: 855-889-4325) or go to [Healthcare.gov](https://www.healthcare.gov)*.

*Healthcare.gov and the Marketplace are products of the Centers for Medicaid and Medicare, and are not related to CareSource.



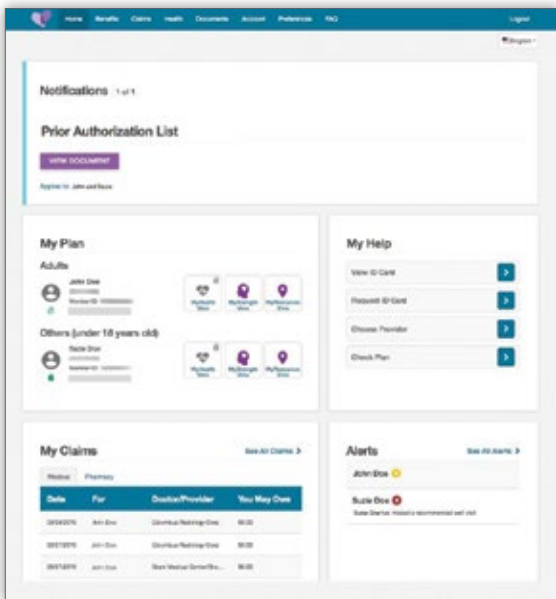
DIGITAL TOOLS

Our suite of digital tools is designed to make it easy for you to get the information you want, when you want it.



CareSource Website

CareSource.com/marketplace: Our website gives you general information about plans, your plan documents, pharmacy benefits, member-exclusive programs, and how to find network providers. It even has educational materials and videos. Our website is easier and faster than ever to use. We are always updating the information available to you, so visit often when you have questions about your health or your health care plan.



The My CareSource Account Home Screen

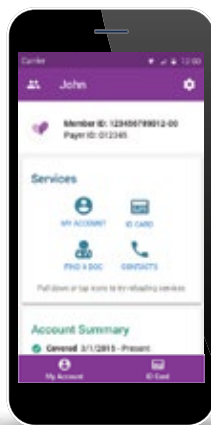
My CareSource Member Portal

Your plan information and documents are available through your My CareSource® member portal account. **MyCareSource.com** is your secure, personal CareSource account. It gives you access to cost information, claims, explanations of benefits, invoices, and more. If you've had a My CareSource account in the past, be sure to update it with your new Member ID number.

My CareSource is also your **personal portal** to our online tools like **MyHealth®**, **myStrengthSM** and **MyResourcesTM**, to help you get additional support for your physical and emotional health and find community resources. You can access the MyHealth portal to check the rewards you qualify for and see what rewards you've earned. These tools are discussed in more detail in the section on Member Exclusive Programs and Tools.

My CareSource also gives you access to our **Cost Estimator**. It's easy to shop and compare costs with local providers. You can get an estimated cost for most services and procedures with multiple local providers, based on your deductible and costs. You can also find the cost a particular provider may typically charge for a service or procedure. See more about the Cost Estimator in the Understanding Your Costs section of this handbook.

Go Green! Get text or email reminders and paperless invoices, explanations of benefits and more with your My CareSource account! Go to the **Preferences** page to set your preference for email and text. We will email or text you a notice when documents are ready to view. We can't email you reminders for everything, but when we can, we will be happy to!



CareSource Mobile App

The CareSource Mobile App gives you access to CareSource information and services at your fingertips. The new **Message Center** will let you know if you are due for a screening test, a doctor visit, prescription refill, or when documents are available for you to review. Get one-touch access to your digital ID card, Find A Doctor, and CareSource24®. Access telehealth 24 hours a day with the Teladoc® link. Our app makes using your CareSource benefits easy and convenient.



Questions? Call Member Services at **1-833-230-2099** (TTY: 711) Monday - Friday from 7 a.m. to 7 p.m. Eastern Time.
Visit [CareSource.com/marketplace](https://www.caresource.com/marketplace). CareSource 24® **1-866-206-4240**

GETTING STARTED


Information you need to know.

ID Cards

You will receive your CareSource ID cards in a separate mailing. They are also available on your My CareSource account and the CareSource mobile app. Your ID card lists each member of your family who has health insurance coverage under the Plan. Be sure to show your card each time you go to the doctor, hospital, urgent care center and pharmacy.

ID cards show additional important contact information, including our 24/7 Nurse Advice Line, and Benefits Manager contact information, for your Vision, Hearing and Fitness benefits, as appropriate to your plan.

NOTE: Have your ID card ready when you call Member Services or any of the Member Benefits contact numbers. The member ID number listed on your card will help us serve you faster.

 Healthy Heart Silver 4500 \$0 Select Drugs & Specialized Services Adult Vision & Fitness	
Member: Jeff Doe	Dependents: OH 2025 01 Jane Doe 02 John Doe 03 Mike Doe 04 Ron Doe 05 Susan Doe 06 Sara Doe 07 Joe Doe 08 Sam Doe
Member ID: 14800000000-00	Effective: XX/XX/XXXX
Health Plan: XXXXXXXXXXXXX-XX	
Payer ID: 31114	
Office: \$/%* ER: \$/%* Spec: \$/%* UrgCare: \$/%*	
<small>*after Ind. \$00,000/Fam. \$00,000 Annual Deductible Ind. \$00,000/Fam. \$00,000 Out of Pocket Max</small>	

CareSource.com/marketplace This card does not guarantee coverage. To verify benefits, view claims, or find a provider, visit the website or call Member Services.	
MEMBER NUMBERS	Member Services: 1-833-230-2099
	CareSource24® Nurse Advice Line: 1-866-206-4240
	TTY Service for Hearing Impaired: 1-800-750-0750
	Vision Ped Only EyeMed 1-833-337-3129
	Hearing TruHearing 1-866-202-2561
	Fitness Active&Fit 1-877-771-2746
PROVIDER INFO	Provider Services: 1-833-230-2101 ESI: 1-800-419-5609
	RxBin: 003858 RxPCN: A4 RxGrp: RXINN04
	Medical Claims: P.O. Box 8730, Dayton, OH 45401-8730

Additional/Replacement ID Cards

If you need additional ID cards or you lose your ID card, you may print it from your My CareSource account. You can also view a digital copy on the CareSource mobile app. You can request a replacement ID card through your My CareSource account, or by calling Member Services and telling our automated attendant that you need a replacement ID card.



Your CareSource Invoice

The payment you provide to CareSource for your health insurance coverage is called a premium. You will receive a monthly invoice from CareSource for the premium amount due for the upcoming month.

NEW: You can now opt to receive a notice via email or text that your invoice is ready to view on your My CareSource account instead of receiving a paper invoice in the mail. Go to your My CareSource account and click **Preferences** to update your email and text information.

Your monthly invoice will look something like this:

CareSource
CareSource
P.O. Box 630568
Cincinnati OH 45263-0568

INVOICE
MEMBER ID: 123456789101
INVOICE NO: 12345678
INVOICE DATE: 02/05/2024
DUE DATE: 02/25/2024

Rita White
123 Main St
Your City, OH 12345-6789

To pay online go to: MyCareSource.com
To pay by phone, call: 1-833-230-2099
To pay by mail, send payment in the enclosed envelope

DESCRIPTION	AMOUNT
CareSource Silver for Coverage Dates: 03/01/2024 through 03/31/2024	\$1,000.00
(-) Advance Premium Tax Credit (Subsidy)	-\$600.00
Current Premium	\$400.00
(+) Previous Balance	\$0.00
(+) Current Premium Due	\$400.00
(-) Payments Received	\$0.00
Total Due	\$400.00

If you have any questions concerning this invoice contact Member Services at 1-833-230-2099 (TTY FOR THE HEARING IMPAIRED: 711)

PLEASE RETURN BOTTOM PORTION WITH YOUR PAYMENT

Rita White
123 Main St
Your City, OH 12345-6789

Member ID: 123456789101

INVOICE NO: 12345678
INVOICE DATE: 02/05/2024
DUE DATE: 02/25/2024
TOTAL DUE: \$400.00

AMOUNT PAID

CareSource
P.O. Box 630568
Cincinnati OH 45263-0568

* Please do not send cash.
* Make check/money order payable to CareSource.

000000000000000000000000 0

Payment methods

Monthly premium

Monthly subsidy

Current premium due (premium minus subsidy)

Previous balance

(any unpaid amount from previous months)

Payments received since the last invoice

Total amount due

Return only the bottom portion of the invoice

Payment due date

Total amount due

Enter the amount you are paying here (normally the total amount due)

Mailing address (please make sure that the address shows in the window of the envelope)

How to Pay Your Premium

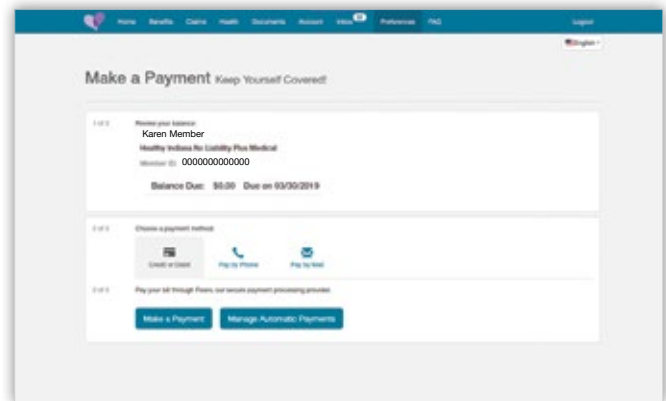
To pay your monthly premium to CareSource, you may:

Make an Express Payment online

- Go to www.caresource.com/MPpay and enter your member information to be taken directly to the payment screen.

Pay online through your My CareSource account

- Go to your My CareSource account and select **Pay Bill**. You can choose **Make a Payment** for a one-time payment or **Manage Automatic Payments** to set up automatic monthly payments. Either option will take you to our secure, online payment processing vendor. Enter the requested information to make your payment or set up your automatic payment.



Use Google Pay or Apple Pay

You can use your wallet on your mobile phone to pay your premium!

Pay by phone

- Call Member Services and tell our automated attendant that you would like to make a payment.
- Phone payments can be made through credit card, debit card or checking account.

Pay by mail

- Detach the bottom portion of your invoice and write in the amount of your check or money order.
- Include the bottom portion (remittance slip) of your invoice and your check or money order. Make sure that our address shows through the window of the envelope.
- Please include your member ID number on the memo portion of the check or money order.

Paying Your Premium On Time is Important

It is important to pay the total premium amount due by the due date! If we do not receive your premium payment by the due date on the invoice, then your account is considered past due, and your medical and pharmacy benefits are at risk.

If you receive an Advance Premium Tax Credit (APTC) to lower your payment:

Your grace period will be the three consecutive months after your missed premium payment. During this period we will:

- Continue to pay for covered services during the first month of the grace period.



- Hold on processing claims for covered services provided during the second and third months of the grace period. We may choose to pay these while reserving the right to recover any amounts paid during this period.
- Reject prescription drug claims during the second and third months of grace period.
- Notify network providers of the possibility for denied claims during the second and third months of the grace period.

Your grace period can come to an end in two ways:

1. You can pay the total premium amount due before the end of the grace period. We will then process all held claims. You should contact your pharmacy to reprocess prescription claims.
2. You can let the policy lapse and we will terminate your coverage back to the end of the first month of the grace period.

If you do not receive APTC, or you purchased your policy off the federal exchange:

Your grace period will be thirty-one (31) consecutive calendar days following the due date of your unpaid premium. During this period we will:

- Hold processing of claims for covered services provided during the grace period, or reserve the right to recover any amounts we may pay during this period;
- Reject prescription drug claims during the grace period;
- Notify network providers of the possibility for denied claims during the grace period.

Your grace period can come to an end in two ways.

1. You can pay the total premium amount due before the end of the grace period. We will then process all held claims. You should contact your pharmacy to reprocess any held prescription claims.
2. You can let the policy lapse and we will terminate your coverage back to the end of the last month paid.

For all members:

For more information on what will happen if you do not pay your premium payments on time, please refer to *Section 3: How the Plan Works* in your Evidence of Coverage.

Check your Payments and Balance

You can see when your last payment was posted by clicking **Account** at the top of your **MyCareSource.com** account screen. This will show your total amount due. Click the link on the right side of the screen that says **View Account Activity**, and you will be able to see each payment and when it was received. You can also view and print invoices or request a copy of an invoice.



Communication from CareSource

In addition to your monthly invoice, CareSource may send you other information to keep you up-to-date on your plan details and benefits.

Some may be about you or your family's health conditions, special programs offered to you, or care management. Some to give you the latest information about CareSource and your plan, like our quarterly newsletters.

Go Green! You can choose to get many communications by email or text. When you choose this, we may send you an email or text to let you know that a document is in your My CareSource account and ready to view.

Be sure to tell us your preferred method of contact in your My CareSource account so you get information from us in the format you prefer.

Note: even if you ask us to send you email or text, we are still required by law to mail some things to you.

Member Newsletters

Our MemberSource newsletter is sent out quarterly, and is also posted at [CareSource.com/marketplace](https://www.caresource.com/marketplace), under the **Education** menu.

The newsletter helps you take advantage of your plan benefits. It gives health and wellness and gives you information about ways to use your benefits. You can see our newsletters at [CareSource.com/marketplace](https://www.caresource.com/marketplace), under **Education**.

SUMMER 2023
MEMBERSource
A Newsletter for Georgia Marketplace Members

“Clean” Eating

How likely are your fruits and veggies to contain pesticides?

Washing your produce before you eat, or cook with it is important. This way you can rinse off any dirt, insects, or extra leaves, and eliminate any germs. It also helps to wash away any leftover substances that have been used to kill or prevent pests, also called pesticides, that may still be on your produce.

THE CLEAN FIFTEEN are those **LEAST** likely to have leftover substances on them.

Avocados	Mangoes	Sweet Potatoes
Sweet Corn	Asparagus	Watermelon
Pineapple	Kiwi	Cabbage
Onions	Sweet Peas	Cantaloupe
Papaya	Mushrooms	Honeydew Melon

THE DIRTY DOZEN are those **MOST** likely to have leftover substances on them.

Strawberries	Spinach	Cherries
Nectarines	Apples	Celery
Grapes	Peaches	Pears
Bell and Hot Peppers	Tomatoes	
Kale, Collard, and Mustard Greens		

Some tips for washing your produce:
Wash your hands. Gently rub the produce with your hands under running water. For produce with a firm skin, use a clean vegetable brush to wash. This could include potatoes or melons. Dry produce with a clean towel.

Some tips for eating fruits and vegetables are important for your overall health. You just want to make sure they are clean before you eat them!

Some tips for washing your produce:
Wash your hands. Gently rub the produce with your hands under running water. For produce with a firm skin, use a clean vegetable brush to wash. This could include potatoes or melons. Dry produce with a clean towel.

Sources: Environmental Working Group: www.ewg.org/foodnews/dirty-dozen.php; U.S. Food and Drug Administration (FDA): www.fda.gov/consumers/consumer-updates/7-tips-cleaning-fruits-vegetables; www.cdc.gov/foodsafety/communication/steps-healthy-fruits-veggies.html

CareSource



Explanation of Benefits

When you visit the doctor or have other health care services, we will prepare an Explanation of Benefits (EOB) for you. These EOBs will be mailed, or they are always stored in your My CareSource account under the Documents menu. The EOB is not a bill, it is a summary of the claim for services that your provider submitted and what CareSource paid to the provider. Your EOB will tell you:

- The member who got the service
- The provider who billed for the service
- The date the service was received
- A description of the service
- The discount CareSource negotiated
- The amount CareSource paid for the service
- How much you are responsible for paying


If you owe for a service, you will get a bill from the provider. You should pay only the amount shown on the EOB as your responsibility.

It is important that you review your EOBs to be sure that you are being charged for the right services and the right amounts. Your review can help us and your provider prevent fraud.

If you get a bill from a provider for more than the amount the EOB shows as your responsibility, or for services you did not get, call your provider first to make sure there hasn't been a billing error. If you cannot fix the issue with your provider, call Member Services.

A sample EOB is included below.

Sample EOB



CareSource
P O Box 8738
Dayton, OH 45401-8738

Statement Date: 03/06/2023
Page 1 of 9
Member ID: 12345678900
Health Plan: CareSource
Payer ID: OHCS1

2D Code	David Member
FPO	123 Main Street Your City, OH 48618

Explanation of Benefits Statement
Statement Period 1/6/2024 to 2/13/2024

This is not a bill. Do not pay. This is to notify you that we processed your claim.

Summary of Medical Claim Details
Detailed claim information is located on the following page(s).

Medical claims within this statement report new medical claims that were processed within this statement period, or claims that were previously processed and have been adjusted within this statement period for Plan Year 1/1/2024 to 12/31/2024. You may receive additional EOBs for the same Statement Period pertaining to different plan years if claim activity occurred within the Statement Period.

Statement Period	Dollar Amount	Description
	\$XXXXXX	Amount Billed The amount your provider charged for services provided to you.
	\$XXXXXX	Plan Discounts Your plan negotiates discounts with network providers to save you money. This amount may also include services that you are not responsible to pay.
	\$XXXXXX	Your Plan Paid The money your health benefit plan paid.
	\$XXXXXX	Total amount you owe the provider(s) <small>The portion of the Amount Billed that you may owe the provider(s). This amount does not reflect any payment you may have already made at the time you received care. For network providers, or prior-approved out-of-network providers, this amount may include your deductible, copay, coinsurance, and/or noncovered charges. This amount does not include any payments made to the subscriber. If a payment was made directly to the subscriber, then you/the subscriber are responsible for paying the physician, facility or other health care professional. When benefits are coordinated between CareSource and another Payer, this amount will include payments made to the subscriber. You should receive a bill from your provider for any amounts still owed.</small>

Multi-EXC-N-1521062 Page 1 of 9
Questions about your plan or this statement? Call 1-833-230-2099 or visit CareSource.com/Marketplace.
 Urgent Medical Questions? Call our 24/7 Nurse Advice Line at 1-866-206-7879.



Medical Claim Details

Below you will find details for each claim processed in the statement period. Note – Health Claims are defined following Claim Details. Also below is a list of Remark Codes to explain each claim denial reason.

David's Medical Claim Details

Provider: David's Direct Medical Provider Type: In-Network Provider Date of Service: 11/02/2021 - 11/02/2021 Claim Number: 20202447102 Adjusted Claim Paid On: 06/02/2022 Patient Approval Number: 12345										
Type of Service	Bill Charge	Plan Allowable	Member Savings	Conditional Paid	Remark Codes	Out-of-Pocket	Out-of-Pocket Allow	Co-pay	Out-of-Pocket Max	The amount you owe
Med Supplies	\$100.00	\$0.00	\$0.00	\$0.00	PCS 024	\$0.00	\$0.00	\$0.00	\$100.00	\$100.00
Med Supplies	\$10.75	\$0.00	\$0.00	\$0.00	PCS 024	\$0.00	\$0.00	\$0.00	\$10.75	\$10.75
Total	\$110.75	\$0.00	\$0.00	\$0.00		\$0.00	\$0.00	\$0.00	\$110.75	\$110.75

Provider: David's Direct Medical Provider Type: In-Network Provider Date of Service: 05/02/2021 - 05/02/2021 Claim Number: 20202447102 Adjusted Claim Paid On: 06/02/2022 Patient Approval Number: 12345										
Type of Service	Bill Charge	Plan Allowable	Member Savings	Conditional Paid	Remark Codes	Out-of-Pocket	Out-of-Pocket Allow	Co-pay	Out-of-Pocket Max	The amount you owe
Provider Service	\$100.00	\$90.00	\$10.00	\$0.00		\$0.00	\$0.00	\$0.00	\$0.00	\$10.00
Med Supplies	\$50.00	\$0.00	\$0.00	\$0.00	CSA 024	\$0.00	\$0.00	\$0.00	\$50.00	\$50.00
Total	\$150.00	\$90.00	\$10.00	\$0.00		\$0.00	\$0.00	\$0.00	\$100.00	\$60.00

Provider: John Smith Provider Type: In-Network Provider Date of Service: 01/10/2021 - 01/10/2021 Claim Number: 20202447102 Adjusted Claim Paid On: 06/02/2022 Patient Approval Number: 12345										
Type of Service	Bill Charge	Plan Allowable	Member Savings	Conditional Paid	Remark Codes	Out-of-Pocket	Out-of-Pocket Allow	Co-pay	Out-of-Pocket Max	The amount you owe
Provider Service	\$100.00	\$0.00	\$0.00	\$0.00	CSA 024	\$0.00	\$0.00	\$0.00	\$100.00	\$100.00
Med Supplies	\$100.00	\$10.00	\$90.00	\$0.00	PCS 024	\$0.00	\$0.00	\$0.00	\$10.00	\$90.00
Total	\$200.00	\$10.00	\$90.00	\$0.00		\$0.00	\$0.00	\$0.00	\$20.00	\$180.00

Hub-EXC-H-021062 Page 2 of 9
Questions about your plan or this statement? Call 1-833-230-2099 or visit CareSource.com/Marketplace.
Urgent Medical Questions? Call our 24/7 Nurse Advice Line at 1-888-266-7878.

Marie's Medical Claim Details

Provider: Marie's Direct Medical Provider Type: In-Network Provider Date of Service: 07/02/2021 - 07/02/2021 Claim Number: 20202447102 Adjusted Claim Paid On: 06/02/2022 Patient Approval Number: 12345										
Type of Service	Bill Charge	Plan Allowable	Member Savings	Conditional Paid	Remark Codes	Out-of-Pocket	Out-of-Pocket Allow	Co-pay	Out-of-Pocket Max	The amount you owe
Provider	\$50.00	\$45.00	\$5.00	\$0.00		\$0.00	\$0.00	\$0.00	\$0.00	\$5.00
Medicine	\$10.00	\$10.00	\$0.00	\$0.00		\$0.00	\$0.00	\$0.00	\$0.00	\$0.00
Total	\$60.00	\$55.00	\$5.00	\$0.00		\$0.00	\$0.00	\$0.00	\$0.00	\$5.00

What the Remark Codes Mean:

- CSA: Conditional Coverage
- PCS: Your network provider has agreed to the plan discount
- CSA: Services performed require an authorization; claim disallowed
- PCS: Your network provider has agreed to the plan discount

Marie's Hearing Claim Details

Provider: Hearing Provider Provider Type: In-Network Provider Date of Service: 08/02/2021 - 08/02/2021 Claim Number: 20202447102 Adjusted Claim Paid On: 06/02/2022 Patient Approval Number: 12345										
Type of Service	Bill Charge	Plan Allowable	Member Savings	Conditional Paid	Remark Codes	Out-of-Pocket	Out-of-Pocket Allow	Co-pay	Out-of-Pocket Max	The amount you owe
Provider	\$50.00	\$45.00	\$5.00	\$0.00		\$0.00	\$0.00	\$0.00	\$0.00	\$5.00
Medicine	\$10.00	\$10.00	\$0.00	\$0.00		\$0.00	\$0.00	\$0.00	\$0.00	\$0.00
Total	\$60.00	\$55.00	\$5.00	\$0.00		\$0.00	\$0.00	\$0.00	\$0.00	\$5.00

Hearing benefit claims included on this statement show claims processed and total amounts covered by CareSource for the statement period. Adjusted claims may be shown on this statement, and may show an amount that is different than what was billed on a previous statement, prior to the adjustment. The cost of the benefit displayed is the negotiated rate for the provider at the time of purchase, and does not take into account other reimbursements.

Marie's Prescription Claim Details

PD Code	Prescription	Prescription Cost	Conditional Paid	Member Savings	Out-of-Pocket	Out-of-Pocket Allow	Co-pay	Out-of-Pocket Max	The amount you owe
0200000	Medication	\$10.00	\$0.00	\$0.00	\$0.00	\$0.00	\$0.00	\$0.00	\$0.00
Total		\$10.00	\$0.00	\$0.00	\$0.00	\$0.00	\$0.00	\$0.00	\$0.00

Prescription claims included on this statement show prescription claims and total amounts covered by CareSource for the statement period. Adjusted claims may be shown on this statement, and may show an amount that is different than what was billed on a previous statement. The cost of the prescription displayed is the negotiated rate for the pharmacy at the time of purchase, and does not take into account other reimbursements. Negotiated rates on prescription drugs may vary by pharmacy, quality strength and/or dosage of the drug.

Hub-EXC-H-021062 Page 2 of 9
Questions about your plan or this statement? Call 1-833-230-2099 or visit CareSource.com/Marketplace.
Urgent Medical Questions? Call our 24/7 Nurse Advice Line at 1-888-266-7878.

Account Summary

Payment overview for David:

Deductible		Out-Of-Pocket Limit	
20%	20% met	20%	20% met
20% In-Network	0%	20% In-Network	0%
Out-Of-Network	0%	Out-Of-Network	0%
\$4,825 left to meet this deductible		\$6,000 left to meet this limit	
Applied To-Cover: \$675		Applied To-Cover: \$1,000	
Plan's Deductible: \$4,800		Plan's Limits: \$10,000	

Payment overview for Marie:

Deductible		Out-Of-Pocket Limit	
20%	20% met	20%	20% met
20% In-Network	0%	20% In-Network	0%
Out-Of-Network	0%	Out-Of-Network	0%
\$4,825 left to meet this deductible		\$6,000 left to meet this limit	
Applied To-Cover: \$320		Applied To-Cover: \$320	
Plan's Deductible: \$4,800		Plan's Limits: \$10,000	

Summary of Deductible and Out of Pocket

Plan Year: 2023

FAMILY	Annual Limit	() Applied to Date				() Remaining Balance
		In-Network Medical	Out-Of-Network Medical	Prescription	Hearing	
Deductible	\$0,000	\$0	\$0	\$0	\$0	\$0,000
Out of Pocket	\$0,000	\$0	\$0	\$0	\$0	\$0,000

Additional notes represent accumulated costs toward your deductible and out-of-pocket expenses. You will receive separate COEs with claim details.
Non-Covered services represent the items or parties amounts that are not covered by your plan, including amounts from an out-of-network provider, which you may be responsible for paying.

Hub-EXC-H-021062 Page 4 of 9
Questions about your plan or this statement? Call 1-833-230-2099 or visit CareSource.com/Marketplace.
Urgent Medical Questions? Call our 24/7 Nurse Advice Line at 1-888-266-7878.

Annual Family Summary of Medical Expenses

Plan Year: 2023

Member Summary of Family Medical Out-of-Pocket/Your Share Expenses, Include non-covered services.

Individual	Deductible	Co-pay	Out-of-Pocket	Non-Covered Services	The Total Amount You Owe
David	\$0.00	\$100.00	\$0.00	\$0.00	\$100.00
Marie	\$0.00	\$0.00	\$0.00	\$0.00	\$0.00

Additional notes represent accumulated costs toward your deductible and out-of-pocket expenses. You will receive separate COEs with claim details.

Non-Covered Services represent the items or parties amounts that are not covered by your plan, including amounts from an out-of-network provider, which you may be responsible for paying.
Your claim totals may differ from the total above because the claim details reported are for this statement period only.

HELPFUL TERMS

NOTE: We provide these definitions to help you understand important terms. Refer to your Evidence of Coverage and Schedule of Benefits for full details. In the event of any inconsistency between these definitions, the Evidence of Coverage and Schedule of Benefits shall govern.

Allowed Amount: The reduced rate CareSource negotiated with in-network providers for covered services. This is one of the reasons a network can't save you money. For example, a doctor may charge \$100 for a visit – but CareSource negotiated an allowed amount of \$80. Thus, you save \$20 as a plan member.

Appeal: A request that your health insurer review a decision that denies a benefit or payment (either in whole or in part).

Balance Billing: A bill for the difference between the provider's charge and the plan's allowed amount.

Bill Charge: The amount your provider billed CareSource for the services you received.

Conditional Paid: The amount CareSource paid for services you received. Please note that this amount may be \$0 if you receive services that go towards your deductible and your deductible has not been met or if your copay is equal to or greater than the allowed amount. As a CareSource member, you receive benefits by participating in the plan.

Coinsurance: The percentage of a health care bill that you pay for certain covered services. When services have a coinsurance amount, you pay the Provider that amount, usually at the time of service.

Co-payment: A fixed dollar amount that you pay for certain covered services, usually at the time of service. This amount, also called a copay, is a portion of the full billed amount.

Covered Services: Refer to your Evidence of Coverage for details on which health care services are covered by your plan.

Deductible: The amount you pay for covered services before the health plan starts to pay. Some benefits, such as prescription (health) services, are covered by the plan regardless of deductible. Please refer to your Evidence of Coverage and Schedule of Benefits for more detailed information.

Discount Savings: The total amount you saved from in-network discounts and plan payments.

Exclusion: This can include non-covered services or cost of services that are above the allowed amount and services that are not health care services (e.g., dental, vision, etc.).

Family Deductible: Once the sum of all family member amounts meets the family deductible, each member begins to pay the copay or coinsurance amount.

Hub-EXC-H-021062 Page 3 of 9
Questions about your plan or this statement? Call 1-833-230-2099 or visit CareSource.com/Marketplace.
Urgent Medical Questions? Call our 24/7 Nurse Advice Line at 1-888-266-7878.



Questions? Call Member Services at **1-833-230-2099** (TTY: 711) Monday - Friday from 7 a.m. to 7 p.m. Eastern Time.
Visit [CareSource.com/marketplace](https://www.caresource.com/marketplace). CareSource 24® **1-866-206-4240**

UNDERSTANDING YOUR COSTS

Understanding your costs doesn't have to be hard. We are here to help if you have questions. Below is a short explanation some terms we use when talking about your costs, and how to get information you need about your costs for care. You can learn about your costs on our website also, at [CareSource.com/oh/members/tools-resources/understanding-your-costs/marketplace/](https://www.caresource.com/oh/members/tools-resources/understanding-your-costs/marketplace/).

The first thing to know is that a covered service or benefit is not usually free to you. There are costs for most care, except for some preventive care. Helping you understand what you might pay for your care is what this section aims to do.

Cost Shares

This is how you and CareSource share the cost of your care. Cost shares are set as either a copay or coinsurance, depending on the plan and the service. A PCP office visit might be a flat \$20 dollar copay, while an Emergency Room visit might be a 20% copay, after you've met your deductible.

Within your plan, your costs can change based on where you get care, or the type of provider you use. Like if you see a specialist or go to the Emergency Room at a hospital, it is going to cost more than if you see your PCP at their office.

Some preventive care services and tests are provided to you at no charge. That means that CareSource pays the full cost of these services. But the preventive care must be indicated for your age and condition and be provided by an in-network provider at an in-network facility.

Billed Amount

This is the amount that your provider charges for services. CareSource and our network providers agree to certain rates. We do this to make sure we get lower rates while you get high quality care and respect for your rights as a member.

NOTE: If you use an out of network provider, it can result in services not being covered because we don't have a contract with them.

Accumulated Amounts






Certain services are charged against your deductible before we contribute to your care, and the majority of services accumulate toward your deductible and Maximum Out-of-pocket (MOOP) expenses. As you satisfy your deductible and maximum out of pocket amounts, your cost for services may change, generally going down. The amounts you accumulate toward your deductible and MOOP reflect your out-of-pocket costs.



One thing to remember is that you always benefit from the lower costs that we negotiate with our network providers, facilities and pharmacies, even if we are not contributing directly to the cost of your care. And your deductible and out of pocket amounts are also going down.



Cost Examples

Below are some illustrations of how your costs are figured.

Example	Cost Breakdown			
	PCP Visit	X-Rays	Physical Therapy	Brace
Carol gets "tennis elbow" 	 \$40 copay	 \$300 (2 at \$150 each)	 \$315 (\$40 copay per visit @9 visits)	 \$50 50% coinsurance
<p>Carol gets 'tennis elbow' and goes to see her PCP. He sends her for x-rays and then to physical therapy for 9 weeks. The physical therapist gives her a special brace to wear. Carol is on a Silver 1 plan and has not met any of her deductible.</p>				<p>Total Cost = \$750</p>

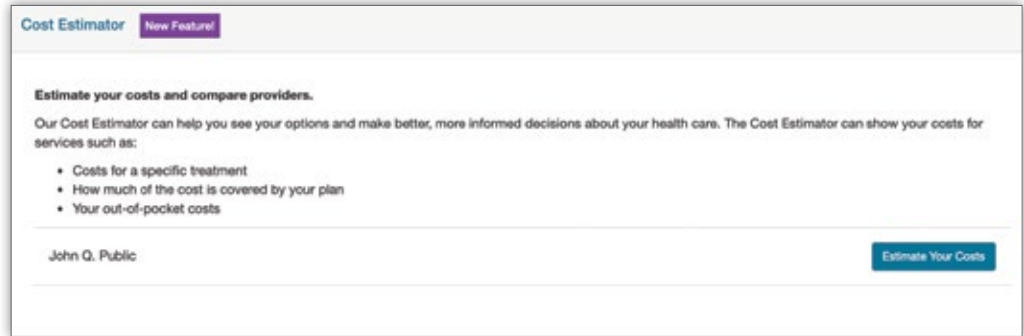
Example	Cost Breakdown	
		Behavioral Health Visits
Charles is feeling anxious 	<p>Charles is feeling anxious and depressed. He decides to get counseling twice a month from a psychiatrist. After 9 months, Charles is feeling much better! He and his psychiatrist agree that they can continue to work together on an as-needed basis. Charles is on a Bronze First plan and has not met any of his deductible. For this example, Charles would pay the same whether or not he had met his deductible.</p>	 \$900 (\$50 copay per visit, 18 visits)
		<p>Total Cost = \$900</p>

Cost Estimator Tool

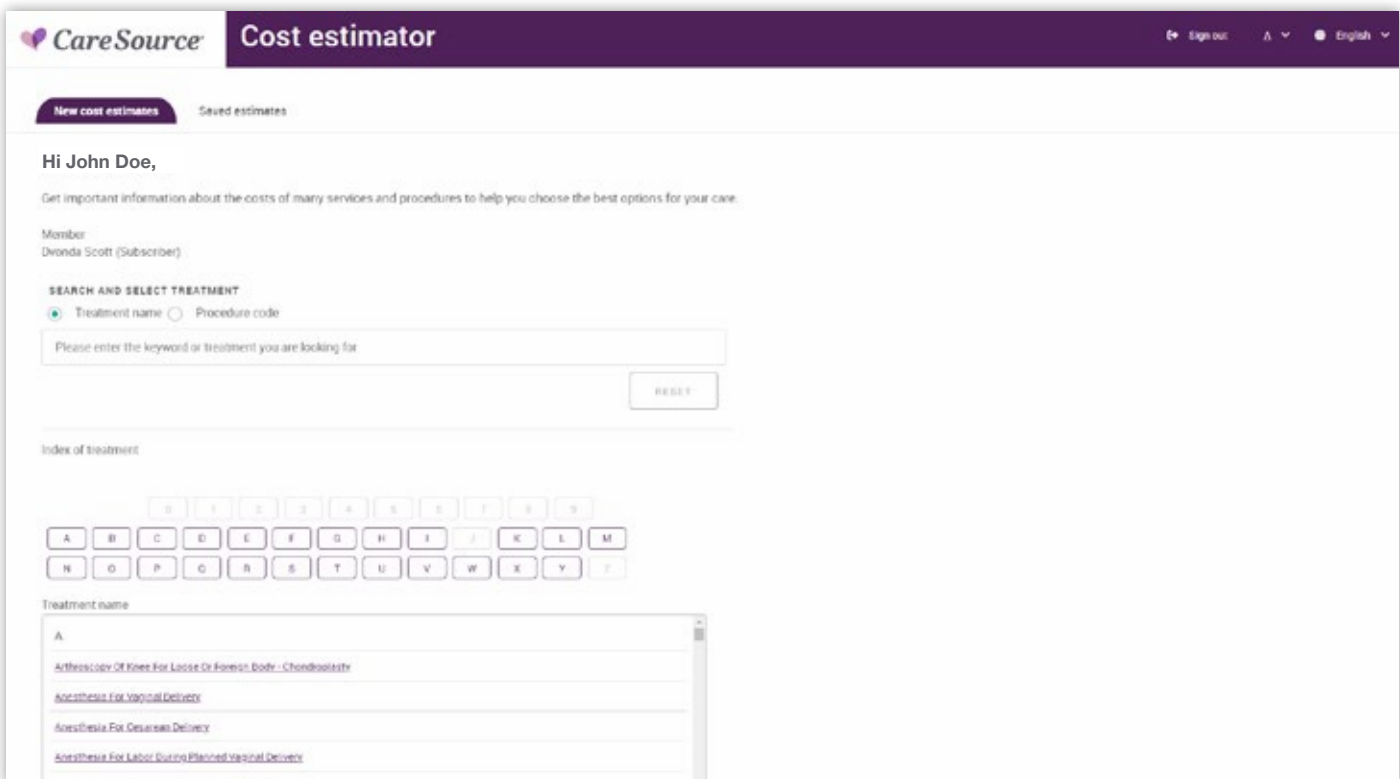
Now you can get an estimate for the cost of many procedures and services **BEFORE** you receive them!

Get your out-of-pocket costs and even shop for a facility or provider for the service. CareSource is pleased to give you more control and information about your costs using the new Cost Estimator.

To get started, log in to your My CareSource account, and click the **Benefits** tab. Follow the prompts for the Cost Estimator.



Follow the prompts to select the member and get started with the Cost Estimator. Enter the type of treatment or service needed and your location. If available, you can compare in-network providers for location and cost. You will see estimates for the cost of the service or procedure, how much your plan will pay, and what your out-of-pocket costs may be. If a prior authorization is needed, it will be highlighted at the top of the screen, as shown in the example below.



If you need help or have questions, please call Member Services.



Tips to Lower Your Cost For Care

We want you to get the most out of your health care coverage. Here are a few easy ways to get the best use of your health care dollars:

Call the CareSource24® Nurse Advice Line to ensure you are going to the right place for care, such as seeing your PCP instead of going to the emergency room (ER). Not only are your plan's cost shares higher in the ER, but the amount billed by the provider will also be higher. Get more information about CareSource24 in the next section, Where and How to Get Care.



Use Our Zero Cost Telehealth Provider

Teladoc® is our 24-hour, 7 day a week telehealth provider. You can speak with a provider and have a prescription called-in to a local pharmacy when needed any time. It is fast and easy to use when you can't reach your PCP, don't want to wait, but don't need the hospital emergency room. You can learn more about Teladoc and our Zero Cost Telehealth Provider program in the next section, Where and How to Get Care.



Make sure you are using network providers. Use the ***Find A Doctor*** tool to locate a provider near you. Go to **FindADoctor.CareSource.com**. Your costs will always be lower when using in-network providers and facilities.



Consider visiting a Convenience Care Clinic.

It is the same cost as a PCP visit and usually offers same day appointments.



See your PCP more often and take advantage of free preventive care.

Seeing your doctor regularly can help you better manage health issues, which can reduce your overall cost. Much like maintenance on a car, it will cost more if your brakes go out and you crash instead of getting them checked and serviced routinely. Visiting your doctor also allows you to plan for medical procedures.

Shop around for specialty services. When you have the opportunity to plan ahead for your health care needs, you can shop to find the best provider at the best price for you. Before you receive a service, many providers can give you an idea of their cost and what you would pay.

Ask your provider to prescribe the most cost effective drug for your condition. We realize many factors go into a provider's decision to prescribe a medication. We do not recommend considering only cost, but there are often more than a few choices of medications for a condition. Here are a few questions you can ask:

1. Is the medication on the CareSource formulary?
2. Is there a comparable drug that may work as well, that might save you money?
3. Are there any step therapy or prior authorization requirements for this medication?

Most of the time, medications are routine and have generic alternatives that can save you money and work just as well as the brand name versions. But sometimes, medications are newer or a specialty drug that can be very expensive. This is when an open talk with your provider can save you money.

Speak openly with your provider and you could have significant savings. Only you and your provider can decide what is right for you.

You can find these and more cost saving ideas on our website at **CareSource.com/oh/members/tools-resources/tips-to-lower-your-cost-for-care/marketplace/**.



WHERE AND HOW TO GET CARE

Where to Get Care

 <p>Primary Care Provider (PCP)</p>	<p>Used for common illnesses and advice. You will get most of your routine and preventive care from your PCP. You should see your PCP most often!</p>
 <p>Telehealth</p>	<p>Used to visit with a provider by phone or computer wherever you are. Ask your provider if they offer telehealth. Use telehealth for common illnesses and mental health concerns. You can also talk to a doctor 24/7 through Teladoc®. Call 1-800-853-2362 or visit Teladoc.com/CareSource to get started.</p>
 <p>Community Behavioral Health Center (CBHC)</p>	<p>Used to provide health and social services for people living with mental health and/or substance use issues.</p>
 <p>Convenience Care Clinic</p>	<p>Used for minor sicknesses and to get shots or treat minor injuries. You can find them in many local drug and grocery stores.</p>
 <p>Urgent Care</p>	<p>Used to treat non-life-threatening issues. Use when you cannot visit your PCP and your health issues cannot wait.</p>
 <p>Hospital Emergency Room</p>	<p>Used for life-threatening issues or emergencies. Call 911 or go to the nearest ER.</p>

Not sure where to go? Call the CareSource24 Nurse Advice Line at 1-866-206-4240. We are here for you 24 hours a day, 7 days a week.



Primary Care Provider

Going to the same PCP each time you need care will help them get to know you and your needs. The more familiar your PCP is with you and your medical history, the better your PCP will be able to treat you. You can see any in-network PCP or provider that you like.

Telling us who your PCP is in your My CareSource account will help us know that we are applying the right cost share amount to your claims. It will also allow us to talk more effectively with your PCP about your care and give you important health alerts.

You do not have to notify us if you change your PCP, and you can change as often as you like. If you want to change the PCP you have on record with us, it is easiest to change it through your My CareSource account. You can also call Member Services and tell us your new PCP.

To find an in-network PCP, specialist or other provider, use our Find A Doctor tool available in your My CareSource account, on [CareSource.com/marketplace](https://www.caresource.com/marketplace) or through the CareSource mobile app. You may also call Member Services and they will help you locate a provider.

Why Do I Need a Primary Care Provider?

Having a good relationship with a primary care provider has lots of benefits for helping you live a longer healthier life.



Better preventive care to help you stay on top of your health.



Higher level of comfort - it is easier to talk with a doctor you are familiar with.



Your health history record will be kept in one place.



Lower overall health care costs.



Routine screenings can find problems earlier.



Fewer visits to the emergency room.

CareSource24 Nurse Advice Line

Our free CareSource24 Nurse Advice Line is available 24 hours a day, 365 days a year. If you are injured or sick, call the CareSource24 number on the back of your ID card. A Registered Nurse will ask you questions and advise you:

- If home care is ok, or if you need to seek expert care
- If you can wait to get care, or need to go right away
- Where you should go for care — ER, Urgent Care, Telehealth*, PCP

* If the nurse refers you to Teladoc for a telehealth visit, you can be connected without making another phone call.



When you call CareSource24, a nurse can help you*:

- Discuss care for an injury or illness
- Decide when to visit a health care provider, urgent care, or emergency room
- Understand a health condition better
- Make a list of questions before visiting a health care provider
- Learn about medication side effects, generic substitutes, and drug interactions

Call CareSource24 at **1-866-206-4240**

* CareSource24 Registered Nurses cannot diagnose or treat conditions. They can provide care advice and answer your health-related questions. In the case of a true medical emergency, always call 911 first.



Telehealth

You can access health care virtually with telehealth. Telehealth can bring value to you by scheduling a visit and being seen faster, reducing time off work, reducing exposure to other patients, and more. While not all services are right for telehealth, many are, and more providers are supporting them than ever before.

Your PCP or other local provider may offer telehealth visits. Many reasons for a PCP visit can be taken care of over the phone or computer, such as medication check-ins, rashes, allergies, sinus issues, and more. Check with your provider to see if telehealth visits are offered and get the details of how to schedule and have a virtual visit or a visit over the phone.



New Zero Cost Telehealth Partners

If your provider doesn't offer telehealth, or you need to have an appointment after hours or on the weekend, you can use our Zero Cost Telehealth Partner program through Teladoc. You can speak with a doctor anytime using your phone or computer. Teladoc is not meant to replace your primary care provider, but to be used with the care you get from your PCP. If you need to see a provider soon, but can't get an appointment quickly, or if your need is urgent but not an emergency, consider Teladoc.

Getting care is easy. With one phone call, you can talk with a doctor, receive advice, and if necessary, have a prescription called in to a local pharmacy. Teladoc is available 24 hours a day, 7 days a week.

- 1) Call 1-800-TELADOC (835-2362)
- 2) Go online to [Teladoc.com/CareSource](https://www.teladoc.com/CareSource)
- 3) Use the CareSource app for one-touch access

If it is your first visit, you will need to register using information on your CareSource ID card. Then enter the reason for your call. A doctor will call you back for your visit, normally within 30 minutes.

Teladoc also provides counseling services for mental health or substance use disorder*. Hours are 7 a.m. to 9 p.m., Eastern Time, seven days a week. Teladoc therapists can help with anxiety, depression, stress, relationship issues and more. Teladoc does not prescribe substance use disorder medications or DEA controlled substances. Follow the registration guide above to make an appointment.

**Counseling services for members age 18 and older. Teladoc does not prescribe substance use disorder medications or DEA controlled drugs.*

Convenience Care Clinics



Convenience care clinics offer an easy option when you need care for minor injuries or illness. CareSource members can visit clinics located inside select drug and grocery stores for care. Most clinics are open into the evening and on weekends, and most take walk-ins. You can visit convenience care clinics for the same cost as a PCP visit copay.

You can find convenience care clinics by using our **Find A Doctor** tool on **CareSource.com** or using the CareSource mobile app. Look under “Clinic” for Type and then under “Urgent Care/After Hours” for the Specialty to find convenience care clinics near you.

You can also call Member Services if you do not have internet access or need help finding a clinic near you. If you aren’t sure if a convenience care clinic is right for your situation, please call CareSource24 for help.

Urgent Care Clinics



Urgent care clinics are for situations that require prompt attention, when you cannot get in to see your Primary Care Physician (PCP) quickly enough. Consider going to an urgent care clinic when you require a higher level of care than your PCP or local convenience care clinic can provide. If you aren’t sure where to go for care, call our 24-hour Nurse Advice Line, CareSource24. The number is on the back of your ID card and at the bottom of every page in this handbook.

To find the nearest urgent care clinic, use our **Find a Doctor** online tool and look under “Clinic” for Type, then select Urgent Care/After Hours for the Specialty. You can also call our Member Services department, or CareSource24 and they can help you find an urgent care clinic near you. You can also call an urgent care clinic near you directly and ask them if they accept CareSource Marketplace plans.

Hospital Emergency Room



A hospital emergency room visit is only for true emergencies. It is typically the most expensive course of action for you. If your issue is not a true emergency, you may have to wait a long time to get treated, and your claim may not be covered.

Some examples of when emergency services are needed include:

- Drug overdose
- Loss of consciousness
- Major burns
- Miscarriage/pregnancy with vaginal bleeding



- Psychosis
- Severe chest pain
- Seizures/convulsions
- Uncontrolled bleeding
- Rape
- Severe vomiting
- Shortness of breath

You do not have to contact CareSource for an OK before you get emergency services.

If you have an emergency, call 911 or go to the nearest emergency room (ER) or other appropriate setting. If you are not sure whether you need to go to the emergency room, call your PCP or the CareSource24 Nurse Advice Line. Either can talk to you about your medical problem and give you advice for your best options.

Remember, if you need emergency services:

- Go to the nearest hospital emergency room or other appropriate setting. Be sure to tell them that you are a CareSource member and show your ID card.
- If the provider treating you for an emergency takes care of your emergency but thinks you need other medical care to treat the problem that caused your emergency, then you or the provider must call CareSource.
- If you are able, call your PCP as soon as you can to let him or her know that you had a medical emergency, or have someone call for you. Call your PCP as soon as you can after the emergency to schedule any follow-up services you may need.
- If the hospital has you stay (admits you to a room in the hospital), please make sure that CareSource is called within 24 hours.

Use Network Providers

Generally, you must receive care from a CareSource network provider. A network provider is a doctor, pharmacy, hospital, clinic or other health care provider contracted with CareSource to provide health care services to our members.

You can find network providers listed through our mobile app, on our ***Find a Doctor*** tool at **CareSource.com/marketplace** or you can request a printed Provider Directory for a listing of providers near you. You may also call Member Services and a representative will help find a network provider near you.

In order to have your health care services covered by CareSource, you must get them from a network provider with a few notable exceptions:

- You get emergency health services from a non-network provider;
- You receive emergency or urgent care while you are temporarily outside the service area;
- There is a specific situation involving the continuity of your health care;
- You get health care services from a non-network provider (such as an anesthesiologist or radiologist) while you are in a hospital or other facility that is a network provider; or
- The services you need are covered services under the plan and not available from a network provider or facility. In this case, you, your PCP or other network provider must get our prior authorization.

If you receive emergency care from a non-network provider you will not be responsible for paying any more than you would have if you received care from a network provider.

These exceptions are related to the “No Surprises” Act. You can read the full notice of your rights and protections under this act in the Appendix of this handbook.

Please be sure to refer to *How the Plan Works* in your Evidence of Coverage for details and exceptions to using a network provider.

Finding a Doctor

Use our **Find A Doctor** online tool to search for primary care and specialists of all types. You can search for in-network providers by specialty, within a certain area, by gender, by accessibility, and languages spoken. The **Find A Doctor** tool and our provider directory also list network providers by specialty, as well as hospitals, clinics and outpatient facilities.

You can get a provider’s name, address, telephone number, specialty, qualifications, medical school attended, residency completion, board certification status and more.

A fixed link to the **Find A Doctor** tool is located on the top right of the **CareSource.com** website, or you can type ‘findadoctor.caresource.com’ to go directly to the tool. You will need to select the Marketplace plan in your state to see providers that are in-network for you.

Visits to dentists, optometrists, behavioral health counselors, like visits to other specialists, do not require a referral. However, you may want to work with your primary care provider (PCP) in coordinating your care.

If you would like a printed provider directory, please contact Member Services.

Current Treatment Plans and Continuity of Care

If you enroll in a CareSource plan and already have treatment or care planned, and the provider is not in our network, please contact us before you get that service. CareSource will be able to confirm if you qualify for a “Continuity of Care” exception to see an out of network provider. Note that these exceptions are limited to specific situations and will only be approved for certain timeframes.

Except for emergencies, services you get from out of network providers without prior approval will not be covered. See the prior authorization explanation in the Benefits section of this handbook for more information about getting approval from us.

When you are Outside of our Service Area

You may get sick or hurt while traveling outside of our service area. Our service area is considered certain counties within the state where you purchased your policy. You can see the service area for each state online at **CareSource.com**. Select **Plans** from the main menu at the top of the page, then **Marketplace** and then your state.



If you have an emergency or need attention while traveling, you can get medically necessary covered services for urgent or emergency care from a provider that is not in our network.

If time allows, we encourage you to call your PCP or CareSource24 for guidance before seeking emergency care, but you do not need to do this. Get urgent care from the nearest and most appropriate health care provider. Urgent and emergency care is covered both in and out of our service area.

If you get urgent or emergency care from a provider who is not a network provider, they will likely submit a claim to us using the information on your ID card. However, you may need to send any bills you receive to us with a claim form. We have included a claim form at the back of this handbook. You can also get a member claim form online on the **Forms** page under **Tools and Resources**, or by calling Member Services.

Remember, you can use Teladoc at no cost to you, by phone or computer, 24 hours a day, 7 days a week. Telehealth is great for non-emergency situations where you don't need to go to the emergency room, but you need care soon.

1. Call 1-800-TELADOC (835-2362)
2. Go online to Teladoc.com/CareSource
3. Use the CareSource app



YOUR BENEFITS

Covered Benefits At A Glance

This is an overview of your benefits as a CareSource member. Put them to work for you! You can learn more about how to use these benefits in this handbook, at [CareSource.com/marketplace](https://www.caresource.com/marketplace), or by calling Member Services.

If an item on this list has an asterisk (*) after it, it means that a prior authorization may be needed before you can use this benefit. Your provider will work with CareSource to request this. You can see or download the Prior Authorization List on [CareSource.com/marketplace](https://www.caresource.com/marketplace), on the **Quick Links** menu on the bottom left of each page.

Not all these benefits will be covered benefits for you. It will depend on your plan and medical necessity. We have tried to organize this list by those benefits and services that you can access yourself and those that you should discuss with your provider or that should be ordered by a provider and approved by us before you get them. This list is not intended to be fully comprehensive but to give you an overview of the variety and breadth of benefits your plan offers.

Health Care Visits

- Birthing Centers
- Community Behavioral Health Centers
- Convenience Care Clinics inside of stores like CVS®, and Walmart®
- Emergency Room
- Federally Qualified Health Centers and Rural Health Clinics
- Hospitals, both Inpatient* and Outpatient
- Telehealth - health visits over the phone or computer including Teladoc®
- Primary Care Providers (PCP) like Doctors, OB/GYNs, Physician Assistants and Nurse Practitioners
- Skilled Nursing Facility*
- Specialists, such as Podiatrist, Neurologist and Oncologist
- Urgent Care Centers

Preventive and Early Detection Care/Screenings

- Annual Well Visit - Physical Exam
- Autism Spectrum Disorder Screening
- Blood Pressure Screening - Adults
- Breast Cancer Screening - Mammogram
- Cervical and Vaginal Cancer Screening - Pap smear
- Cholesterol Screening - Adults
- Colorectal Cancer Screening
- Developmental Screening - Under Age 3
- Diabetes Screening
- Disease Screening and Treatments, like Hepatitis, HIV and STI/STD
- Domestic/Interpersonal Violence Screening
- Glaucoma Screening
- Immunizations (e.g., Flu, Pertussis and Hep B shots.)
- Lung Cancer Screening



Prostate Cancer Screening

Sports Physicals

Health Condition Management

Chemotherapy and Radiation*

Diabetes Education

Diabetes Screening

Diabetic Services and Supplies

Dialysis Treatment

Kidney Disease Services and Supplies

Pulmonary (Lung) Rehabilitation Services

Diagnostics

Blood Work/Lab Testing*

Scans, like CT, MRI and PET*

X-Rays

Heart

Abdominal Aortic Aneurysm Screening

Cardiac Heart Rehabilitation Services*

Electrocardiogram* - ECG/EKG

Heart Disease Risk Reduction Visit - Therapy for Heart Disease

Heart Disease Testing

Mental Health (Behavioral Health)

All Inpatient Services*

Electroconvulsive Therapy* (ECT)

Family Therapy

Group Therapy

Individual Therapy

Intensive Outpatient Program (IOP) Services*

Medication Assisted Treatment (MAT)

Partial Hospitalization Program (PHP) Services*

Pharmacological Management

Psychiatric Diagnostic Evaluation

Psychiatric Residential Treatment* (PRTF)

Psychological Testing

Substance Use Disorder (SUD) Residential*

Transcranial Magnetic Stimulation* (TMS)

Transportation Services

Emergency* (Ambulance, Air Flights, etc.)

Non-Emergency Transfers*: Non-Network to Network Facility, Hospital to Skilled Nursing Facility, etc.

Pharmacy and Medications

Brand, Generic and Specialty* Drugs (Multiple Tiers)

Mail Order Drugs

Family Planning and Maternity Services

Birth Control and Contraceptive Supplies*

Breastfeeding Support, Supplies and Counseling

Breast Pumps

Folic Acid Supplements

Infertility Services (Diagnosis and Treatment)

Lactation Classes

Maternal Depression Screening

Newborn Screenings (Sickle Cell, PKU, etc.)

Parent Education

Prenatal and Postpartum Doctor and Home Visits

STD/STI Screenings and Treatment Sterilization*

Home Health Care*

Durable Medical Equipment (*DME – See Medical Supplies*)

Home Infusion Therapy*

Home Nursing Services* (e.g., Skilled Nursing and Private Duty.)

Physical, Occupational and Speech Therapy*



Vision/Eye Care

All pediatric members and adults with Vision and Fitness plans

Eye Exams (one comprehensive exam per year)

Glasses or Contacts (one per year; selection criteria apply)

Low Vision Aids (one per year)

Low Vision Evaluation (under 18 years and every five years)

Replacement Glasses or Contacts (one per year for damage only)

Other Care

Accidental Dental Services – all members

Applied Behavioral Analysis

Allergy Testing and Treatment

Bereavement Services

Bone Mass Measurements

Chiropractic Services*

Hearing Exam

Hospice Care*

Inhalation Therapy* (Asthma, Breathing, etc.)

Medical Nutrition Therapy*

Nutritional Counseling

Obesity/BMI Screening and Dietary Counseling

Occupational Therapy*

Pain Management*

Physical Therapy*

Podiatry (Foot) Services

Smoking/Tobacco Cessation

Speech Therapy*

Surgeries* (General, Reconstructive, etc.)

TMJ Services* (Jaw pain or problems with jaw movement)

Transplant Services*

Medical Supplies

Cochlear Implants*

Diabetic Supplies (Lancets, Test Strips and Monitors)

Durable Medical Equipment (DME) and Related Supplies* (e.g., Oxygen Tank, Wheelchair/Walkers and Wound Care.)

Nutritional Supplies*

Prosthetic Devices and Related Supplies*

Additional Programs, Services, and Rewards

Active&Fit® Program (Adults with Vision and Fitness plans)

Care Management

CareSource Mobile App

CareSource24® 24 Hour Nurse Advice Line

Disease Management

Fifth Third Express Banking®

Health and Wellness Education Programs

Medication Therapy Management

MyHealth® Online Tool

MyHealth Rewards

myStrengthSM Online Mental Health tool

**Prior authorization may be required.*

† Available only for certain Marketplace plans.

Talk to your provider for more details about when a prior authorization is required. You can also review our prior authorization list at [CareSource.com/marketplace](https://www.caresource.com/marketplace) in the **Quick Links** menu.

Please refer to your Evidence of Coverage (EOC) for more details and limits that may apply.



Benefit Limitations

Some covered services have limits to the number of times that you can get the service. These are stated as visits or days. These limits can be found in your Schedule of Benefits and your Evidence of Coverage. Once these limits are reached, more services will not be covered for the rest of the plan year, and you will be responsible for the full cost of the service.

Services that Require a Prior Authorization

What is a prior authorization?

When we approve care or services before you get them, it is called a Prior Authorization. We need to review some kinds of care to make sure it is medically necessary and right for you.

Who is responsible for requesting a prior authorization?

Your doctor will ask for a prior authorization from us for services that need one. For example, some procedures and most inpatient hospital stays need a prior authorization.

If your provider is in the CareSource network, it is their responsibility to get a prior authorization from us for your care when needed. If your provider does not get the prior authorization, you will not be held responsible for more than the cost of care you would normally pay.

If your provider is NOT in the CareSource network, your care **may** be covered under specific circumstances (like continuing care when you first enroll), but if your provider does not get a prior authorization from us, you may be responsible for the total cost of your care.

What care and services require a prior authorization?

A list of the services that require prior authorization is sent with your member materials each year, is available through your My CareSource account, and on **CareSource.com** on the **Quick Links** menu. You may also call Member Services and request a printed copy of the Prior Authorization List.

Most of your covered services do not need a prior authorization. As long as you use network providers, your providers will get those authorizations when they are needed.

Preventive Care

Preventive care means making regular visits to your Primary Care Provider (PCP), even when you do not feel sick. Check-ups, tests and screenings can help your doctor find and treat problems early before they become serious.

Some preventive care you get from in-network providers are free to you, if you qualify for them. These include vision and hearing screenings and behavioral health screenings, like a depression screening. The list shown below will give you an idea of the care you may receive at no cost if your PCP recommends it.

Visit your PCP at least once a year to discuss what preventive screenings and tests are right for you. To learn more about the preventive care that is covered under your plan, visit the Marketplace website at www.healthcare.gov/coverage/preventive-care-benefits/.

Are You Getting Your Preventive Care?



Screening and Counseling

Everyone 18+

- Blood pressure check
- Weight screening and counseling
- Depression screening and counseling
- Alcohol use screening and counseling
- Tobacco use screening and programs to quit smoking
- Diet counseling (If at a higher risk for chronic disease)

- Sexually transmitted infection (STI) prevention counseling

Age 45+

- Colorectal cancer screening (to age 75)

Age 55+

- Lung cancer screening for smokers or those who quit in the past 15 years (to age 80)



Vaccines

Everyone 18+

- Flu shot
- HPV vaccine (women to age 26, men 22 to 26 if at high risk)*
- Td/Tdap (tetanus) vaccine and boosters
- Chickenpox vaccine (if not immune)*
- MMR vaccine (if born after 1957)*
- Hepatitis A vaccine (if at higher risk)
- Hepatitis B vaccine (if at higher risk)

- Meningococcal vaccine (if at high risk)

Age 60+

- Shingles vaccine

Age 55+

- Pneumococcal vaccine

*Pregnant women should not get the HPV, chickenpox, or MMR vaccines



Lab Tests

Everyone 18+

- HIV screening (to age 65, beyond if high risk)
- Diabetes screening (if high blood pressure)
- Syphilis screening (if at higher risk)
- Hepatitis B screening (if at higher risk)
- Hepatitis C screening (if born 1945-1965 or at higher risk)

Age 35+

- Cholesterol screening for men

Age 45+

- Cholesterol screening for women (if at increased risk of heart disease)



Just for Women

Everyone 18+

- Annual well-woman visit (to age 65)
- Contraception
- Cervical cancer screenings (ages 21 to 65)
- Domestic or interpersonal violence and counseling
- Chlamydia and gonorrhea screening (if at higher risk)

- Breast cancer genetic testing and prevention counseling (if at higher risk)

- Additional preventive care for women who are pregnant or might become pregnant

Age 40+

- Breast cancer screening (mammogram)

Age 60+

- Bone density screening

**Availability of preventive services, including no cost share, depends on plan, market, and your characteristics.*



Staying Healthy

Your health is important. In addition to eating right and exercise, here are some ways that CareSource and your PCP can help you can maintain or improve your health:

- Establish a relationship with a Primary Care Provider
- Make sure you and your family have regular check-ups with your PCP and get your preventive care.
- If you have a chronic condition like asthma or diabetes, see your provider often. Follow the directions your provider gives you. Make sure that you take your medications the way you have been told.
- The CareSource24 Nurse Advice Line is here to help you. You can call the nurse anytime day or night, any day of the year.
- We have programs to help you be healthy. You can visit [CareSource.com/marketplace](https://www.caresource.com/marketplace), or your member portal account at [MyCareSource.com](https://www.mycaresource.com), or call Member Services for more information about programs that may be right for you.

Mental Health and Wellness

Good health means more than just taking care of your physical needs. It means addressing the health of your mind, body and spirit. Behavioral health encompasses mental health, substance use disorders, and intellectual developmental disorders like Autism Spectrum Disorder. It is an important part of your overall health. You can get mental health counseling or substance use help (for things like alcohol, illegal drugs, tobacco and prescription abuse) and your benefits are the same as for physical health services.

You have treatment and counseling options to help you through difficult times in your life. It's ok to ask for help. Behavioral health services can help you cope with all kinds of issues. We can connect you to mental health or addiction services and help you find an experienced network provider.

Finding Help

Your CareSource24 Nurse Advice Line can help you if you need help immediately. They can listen and refer you to the appropriate help.

Teladoc can provide counseling services to you at no cost. You can call Teladoc at 1-800-TELADOC (835-2362) or visit www.Teladoc.com/CareSource to make an appointment with a mental health counselor. Appointments for mental health counseling are for members aged 18 and up, and are available from 7 a.m. to 9 p.m. ET, 7 days a week.

You can use our online **Find A Doctor** tool to find a psychiatrist or psychologist in your area. You can also call Member Services for help finding a provider near you and making an appointment.



Use myStrength

You can use our online tool, myStrength, to help you learn about ways to lower your stress, deal with difficult situations, and deal with grief. myStrength is available through your **MyCareSource.com** account.

Explore Care Management

You may also want to explore Care Management to help you coordinate your physical and mental or emotional care and help you manage your condition better. You can call Care Management at **1-833-230-2037** from 8 a.m. to 5 p.m. Monday through Friday, Eastern Time (ET).

Crisis and Support Numbers

If you have an emergency situation, call **9-1-1** or go to the nearest emergency room.

- National Suicide and Crisis Lifeline: **9-8-8**
- Crisis Text Line: Text 'HELLO' to 741741
- National Domestic Violence Hotline: 1-800-799-SAFE (7233) or text 'START' to 88788
- Substance Abuse and Mental Health Services Administration (SAMHSA) National Treatment Service Locator: 1-800-662-HELP (4357)

National Resources

- Substance Abuse and Mental Health Services Administration: www.samhsa.gov/
- National Alliance on Mental Illness: www.nami.org/
- National Institute of Mental Health: www.nimh.nih.gov/
- Mental Health.gov: www.mentalhealth.gov/
- Mental Health America: www.mhanational.org/
- Centers for Disease Control and Prevention: www.cdc.gov/mentalhealth/
- National Institute on Drug Abuse: www.drugabuse.gov/



Addiction and Substance Use Disorder

Almost everyone has been affected by our growing national substance abuse problem. Either someone in our family or one of our friends has been affected. You may even wonder if you have a substance use disorder. Substance use disorders include the misuse of alcohol, tobacco, prescribed medication (like opioids or anxiety medication) or illegal drugs.

We believe in recovery. We believe that treatment works. And we can help you find treatment with an experienced provider. It's ok to ask for help, and you don't have to face it alone. Whether it is you or someone you are close to, substance use disorders can have a devastating effect on your family and friends.

What To Expect

Recognizing you need treatment takes courage and strength. And it's important that you don't try to do it alone. Treatment is more than addressing your addiction. It includes addressing your day-to-day challenges, such as medical needs, mental and social challenges, family history and more.

Treatment is different for everyone. It's not a one-size-fits all solution. A health care professional can help you determine which combination of support services will work best for you.

What Do Treatment Programs Do?



Detoxification

Detoxification, or detox, is when your body physically withdraws from alcohol and/or drugs. It's good to go through this process at an inpatient treatment facility or through an outpatient program so you can be monitored by a health care professional.



Counseling and Behavioral Therapy

Therapy is a critical part to recovery. Recovery will be hard physically, mentally and emotionally, so having a professional support you through this journey is important. They will give you tools and techniques to help you stick to your treatment.



Medication

Your doctor may prescribe medications that help you with withdrawal symptoms. Some common examples include buprenorphine/naloxone, Vivitrol, or methadone. Taking medication AND therapy can be a highly effective way to treat addiction.



Support Groups

Addiction can make you feel like you are alone. But many people battle addiction. Support groups allow you to connect with people who are on the same recovery journey. And more often than not, these people become your trusted friends for the long-haul.

Where Do I Start?

When you are ready for treatment it's important to start right away.

- Call our Care Advocates through our dedicated addiction treatment phone number at **1-833-674-6437**.
- Contact CareSource Member Services for assistance with finding a provider and scheduling an appointment.
- Talk with your doctor about addiction.
- Contact your CareSource Care Manager.
- Access **Find a Doctor** on our website to find doctors who treat addiction in your area.



SUPPLEMENTAL BENEFITS

Accidental Dental Coverage

If you injure your jaw or face in an accident, you have accidental dental coverage. We will cover the initial dental work that you need, including exams, x-rays, and restoration. There is a benefit limit for dental coverage per accidental injury. Injury from chewing or biting is not considered accidental. Please review your Schedule of Benefits for the cost coverage for your plan. See your EOC for all the details.

Pediatric Vision Benefits with EyeMed

All children age 18 and under on CareSource plans have pediatric vision services through our EyeMed partnership. Working with EyeMed allows us to offer you one of the largest nationwide network of providers. Benefits cover annual eye exams, glasses, contact lenses, and more. To find a provider, you can use our **Find A Doctor** tool, or call EyeMed directly at the phone number on the back of your CareSource ID card. When you schedule an appointment with a provider, tell them you have EyeMed insurance with CareSource Marketplace and they will confirm your plan and benefits.

Learn more at www.eyemed.com/csmp.

Your pediatric vision benefits include:

Vision Care Services	In-Network Member Cost
Exam with Dilation and Retinal Imaging as necessary	\$0 Copay, including no cost retinal imaging.
Frames Any available at provider location.	100% coverage for provider designated frames.
Standard Plastic Lenses Single vision Bifocal Trifocal Lenticular Standard Progressive Lens Premium Progressive Lens	\$0 copay \$0 copay \$0 copay \$0 copay \$0 copay See fixed premium progressive price list
Lens Options UV Treatment Tint (solid and gradient) Standard plastic scratch coating Standard polycarbonate - kids under 19 Standard anti-reflective coating Polarized Oversized Photochromatic/Transitions Plastic Premium anti-reflective coating Other add-ons	\$0 copay \$0 copay \$0 copay \$0 copay \$45 20% off retail price \$0 copay \$0 copay See fixed premium anti-reflective coating price list 20% off retail price
Laser Vision Correction LASIK or PRK from U.S. Laser Network	15% off retail price or 5% off promotional price
Frequency Examination Frame & Lenses or contact lenses	Once every calendar year Once every calendar year



OPTIONAL ADULT VISION AND FITNESS BENEFITS

When you enroll, you can choose an optional plan with Adult Vision and Fitness benefits. These plans have “Vision and Fitness” in the plan name. You can find your plan name on your CareSource ID card. These plans include all the same great essential health benefits as our standard plans, but provide additional vision and fitness benefits for adults, to cover your overall health.

Note: Your CareSource ID card does not show your cost information for copays or coinsurance for your optional benefits. The back of your ID card does show contact information for your vision and fitness customer service contact phone numbers.

These additional benefits are available for adults only. Pediatric vision benefits are available to children until they reach the age of 19.

The additional benefits are summarized below. Be sure to review your EOC and Rider for additional detail on what is covered, and your Schedule of Benefits for your cost sharing amounts.

Adult Vision Care with EyeMed

All adult vision care services are provided through the EyeMed network. EyeMed is one of the largest vision networks in the country, and their providers can be found inside Lens Crafters, Pearle Vision, Target Optical and hundreds of independent providers.

To find a provider, you can use our **Find A Doctor** tool, or call EyeMed directly at the telephone number on the back of your CareSource ID card.

When you schedule an appointment with a vision care provider, tell them you have EyeMed insurance with a CareSource Marketplace plan and they will confirm your plan and benefits.

A retinal imaging exam is included as one of your vision benefits. It helps your optometrist or ophthalmologist check for diseases of the eye.

You also get easy scheduling and extended hours, including evenings and weekends. Many providers also offer online tools that you can use to shop and buy glasses, contacts and prescription sunglasses online, just like you would in the store.

The table below shows your costs for services using your Adult Vision Care plan.

Note: Your optional benefits cost shares are not included in your plan’s annual deductible and out-of-pocket maximum. The copays and coinsurance shown on your CareSource ID card do not reflect your optional benefit costs.

Vision Care Services	In-Network Member Cost
Exam with Dilation and Retinal Imaging as necessary	\$0-\$65 copay or 40% coinsurance, including no cost retinal imaging
Frames, Lens & Options Package Any frame, lens and lens options available at provider location.	\$250 allowance for frame, lens and lens options, 20% off balance over \$250
Contact Lenses <i>(includes materials only)</i> Conventional Disposable Medically necessary	\$0 copay; \$250 allowance, 15% off balance over \$250 \$0 copay; \$250 allowance, plus balance over \$250 \$0 copay, Paid-in-Full
Laser Vision Correction LASIK or PRK from U.S. Laser Network	15% off retail price or 5% off promotional price
Frequency Examination Frame & Lenses or contact lenses	Once every calendar year Once every calendar year

You also get additional discounts:

- 40% off additional pair discount
- 20% off non-prescription sunglasses
- 40% off any remaining frame balance

To learn more about your EyeMed Vision benefits (Pediatric and Adult), visit www.EyeMed.com/csmp, or call EyeMed at the telephone number on the back of your CareSource ID card.



Active&Fit Enterprise

If you selected a CareSource optional Adult Vision and Fitness Plan during the annual Open Enrollment period or during a Special Enrollment, you have the Active&Fit Enterprise program at no additional cost! You can **choose a home fitness kit, and everything listed below!** This is already included in your plan.

The only thing you need to do is enroll by setting up your profile. To set up your profile visit ActiveandFit.com and click the **Check Eligibility** button in the upper right corner of the page to start the process.

Active&Fit Direct

You can also choose to join Active&Fit anytime of the year! Want to join a fitness center, have access to workout videos from home or just want to make small steps to get your health on track and you are not sure how? You can sign up for this program for \$28 a month with **NO MONTHLY CONTRACT** just because you are a CareSource member!

When open enrollment comes again, you can ALWAYS select an Adult Vision and Fitness Plan for next year! However, until then you have options. Active&Fit Direct is the same great plan with a monthly premium that has no contract, so you can stop any time! Start your health journey today.

Join a flexible and affordable fitness program in 3 easy steps:

1. Enroll through your **MyCareSource.com** member portal account. When you sign in, an **announcement banner** will give you a **Promo Code to get a \$0 enrollment fee** and link to the Active&Fit Direct enrollment site.
2. Find your perfect fitness center from 12,500+ options nationwide, including 24 Hour Fitness®, LA Fitness®, Crunch Fitness®, Planet Fitness®, Anytime Fitness®, and more. Switch gyms every month if you like.
3. Start working out today!

All Active&Fit programs include:

12,500+ Fitness Center Options Nationwide

Including 24 Hour Fitness®, LA Fitness®, Crunch Fitness®, Planet Fitness®, Anytime Fitness®, and more. Switch gyms every month if you like.

Well-Being Coaching

At no additional cost, members can participate in the Active&Fit 1:1 Well-Being Coaching, which includes weekly one-on-one telephone-based sessions with a trained Well-Being Coach.

Coaches provide motivational, goal-oriented lifestyle coaching in areas such as fitness, nutrition, stress, and sleep. The program is customized to support you as an individual, and help you set and reach your goals at your own pace.

Free On Demand Videos

Featuring 12,000+ digital workout videos for all fitness levels, just register for access.

Choose, create, and curate your own digital fitness experience based on your preferences including fitness levels, class duration, and instructor.

Work out on your own schedule and in the comfort of your favorite setting.

Tracker Apps

250 + Wearable trackers and apps to track your activity and stay on top of your goals.

You can use Active&Fit's interactive tools, online educational classes, and challenges to help you track or increase your fitness level. If you have a wearable fitness device or mobile app, you can also use the Active&Fit Connected!™ tool to track your fitness goals.

Since this is a benefit to CareSource members only, you will access Active&Fit through your **MyCareSource.com** member portal account for the initial set up. After you create your account with Active&Fit, you can login directly with Active&Fit and manage your account with them.

Active&Fit is a product of American Specialty Health.



Hearing Benefits with TruHearing

All CareSource members have access to hearing benefits and a hearing aid discount program through our partnership with TruHearing. Members can have a routine hearing test at no charge, then select from a variety of hearing aid devices at varying price points, if needed. Get a hearing test and pick your hearing aid (if needed) in 4 easy steps:

1. Call TruHearing for an appointment.

The TruHearing telephone number is on the back of your CareSource ID card. When you call TruHearing, you'll talk to a Hearing Consultant who will answer your questions about hearing aid options, programs, products and pricing. Your Hearing Consultant will also locate TruHearing provider near you and will set up your hearing exam appointment.

2. Have a hearing test with your provider.

Your office visit will be much like the visits you have with other health care providers and specialists. In about 45 minutes, your provider will conduct a complete hearing exam and then go over the results with you.

3. Select a hearing aid right for your needs and your budget.

If your exam shows you need hearing aids, your provider will tell you about your options, including technology levels, costs and styles. Your provider will take care of ordering your hearing aids. The TruHearing Choice program lets you choose from a range hearing aids that have a discounted cost from \$695 and up.

4. Pick up your hearing aids.

When you pick up your hearing aids, they will be custom programmed and adjusted to match your hearing loss. You will need two more follow up visits for adjustments to make sure the hearing aids are performing at their best for you.

TruHearing gives you ongoing support after you receive your hearing aids. You have a 45-day trial period, a 3-year warranty, and low-cost batteries available for you to order and have delivered directly to your home.

Call TruHearing at the telephone number on the back of your CareSource ID card if you have any questions or want to make an appointment. You can also visit [TruHearing.com](https://www.truhearing.com) to get started.



PHARMACY BENEFITS AND INFORMATION



Pharmacy Information

CareSource RxInnovations™ has partnered with Express Scripts to help you manage your prescriptions and save money.

Prescription drugs and some prescription medical supplies from the pharmacy are covered by your plan. You can get your prescriptions at any CareSource network pharmacy. Go to **CareSource.com/marketplace** and use the **Find a Pharmacy** Quick Link on the left side of the page to find a pharmacy near you.

Here are some more important facts about CareSource prescription drug coverage:

- For your medication to be covered, it should be listed on our CareSource Marketplace Formulary. Ask your provider or check our **Find My Prescriptions** online tool.



- You have to go to a pharmacy that accepts CareSource Marketplace plans to get your prescriptions filled.
- You need to show your CareSource member ID card. Your ID card will let the pharmacy know you are a CareSource Marketplace member.
- You may have a copayment, a deductible, and/or coinsurance for your prescription, depending on your plan.
- Some medications may have limits on how much can be given to you at one time. This is called Quantity Limits (QL).
- Sometimes, you must try other medications before you can get a certain medication. This is called Step Therapy (ST).
- Some medications need a prior authorization (PA) before they are covered. Your provider should ask for the prior authorization. The prior authorization requirements for your medications may change.

Network Pharmacies

You must get your prescriptions filled at a pharmacy in our network for them to be covered. Our network includes most major and many smaller pharmacies. We also have a mail-order pharmacy. Some of our larger network pharmacies include CVS, Rite Aid, and Walmart.

To see a full list of network pharmacies, go to our **Find a Pharmacy** tool in the Quick Links menu on the bottom left of each screen at **CareSource.com/marketplace**.

You can get 90-day prescriptions for generic medications at your local pharmacy. Although it is the same cost as your monthly prescriptions, it may be a more convenient option for you.



Mail Order Prescriptions

If you are taking maintenance drugs for an ongoing (chronic) condition, you can get 90-day supplies of both brand and generic medications sent directly to you. Be sure to tell your provider you want to use the Express Scripts mail order service. Express Scripts can save you money, too. You can get your prescription at 2.5 times the monthly cost if you use mail order. It's like getting your third month at half price.

You can register for an account at: express-scripts.com/rx to manage your prescriptions. To get a new prescription filled through Express scripts, ask your provider to "e-prescribe" a 3-month supply to:

Express Scripts Home Delivery
Attn: Mail Pharmacy
Box 66773
St. Louis, MO 63166-6773
Phone: 1-800-835-3784
Fax: 1-888-327-9791

If you have questions, you can call member services at **1-833-230-2099**.

Specialty Pharmacy

CareSource works with Accredo Specialty Pharmacy to supply specialty medications that your doctor may prescribe. Specialty drugs might be ordered when you have a chronic or difficult health condition. They may need special handling or monitoring, like compounded drugs, or need special administration. If you have been prescribed specialty drugs, Accredo can:

- Help you get your prescription filled or moved from your current pharmacy
- Deliver your specialty medications to your home, workplace or doctor's office
- Help you learn about your medication and give you support from specially-trained health care professionals

For more information, call Accredo at 1-866-501-2009, Monday through Friday from 7:30 a.m. to 9 p.m. Eastern Time (ET).

Visit the Accredo website at [Accredo.com](https://www.accredo.com) in order to manage prescription refills for existing specialty mail order medications, and check coverage information.

Prescription Drugs

We use a Marketplace Drug Formulary, also known as a Formulary, to list our covered medications. The Formulary can be found on the Find My Prescriptions pages of our website. If you don't have access to the Internet, Member Services can assist you or send you a printed copy of the Formulary.

Drugs are broken down into tiers that represent different cost-sharing amounts. To learn more about how to use our Formulary, look in the front of the Formulary.

Some drugs have requirements before you can get them:

- Some drugs may have limits on how much can be dispensed to you at one time, called quantity limits. These are shown in the Formulary with a (QL) after the name of the medication.
- You may need to try one drug before taking another, called step therapy. These are shown in the Formulary with a (ST) after the name of the medication.
- Some drugs may need a prior authorization from us before they can be given to you. Those drugs are shown in the Formulary with a (PA) after the name of the medication.

The Formulary front matter also tells you how to request a drug that is not on our Formulary. You can find an exception form to request approval for a medication that is not on our Formulary on the website at [CareSource.com/marketplace](https://www.caresource.com/marketplace), on the **Forms** page. You can call Member Services and ask us to mail you this form also.



Covered Prescriptions

Find My Prescriptions can be found on [CareSource.com/marketplace](https://www.caresource.com/marketplace) under **Quick Links** on the left side bottom of any page, or on the **Tools and Resources** menu. Drugs on the CareSource formulary are placed in five different levels or tiers. Each tier has a different cost-sharing amount. After you select your plan, you can search by drug name (generic or brand). This tool will confirm coverage, if prior approval is needed, and your cost. The costs you'll see assume that you **have not met** your deductible or maximum out-of-pocket (MOOP) costs that are required by your plan.

You can also access the tool through your **MyCareSource.com** account.

It is important to note that because of frequent changes in the price of medications, your prescription costs may not be exactly the same as shown in the Find My Prescriptions tool.

Some out-of-state pharmacies do not accept CareSource Marketplace insurance, but most chain drug stores across the country do. If you think you will travel out of our service area, it's best to fill your prescriptions before you leave.

Call Member Services if you have questions, need help finding the cost of a drug or a nearby pharmacy, or want a printed copy of the Formulary.

Prior Authorization for Prescriptions

We may ask your provider to send us clinical information to us to explain why a specific drug is being used. This is called a clinical prior authorization, or sometimes a Utilization Management review. We must approve the request before you can get the drug. This helps to limit misuse and abuse, and ensures you get the most appropriate drugs for your condition.

Opioid drugs must meet the following prior authorization requirements:

- Less than 90 days of therapy in the last 365 days.
- No simultaneous therapy with benzodiazepines like Valium, Ativan or Xanax.
- All extended-release opioids require prior authorization.

We may not approve a prior authorization request for a drug. If we don't, we will send you information about how you can appeal our decision.

Some medications billed on your medical benefit may also require prior authorization. Please check the *Authorization Requirements for Medications on the Medical Benefit*.

Drugs not listed on the Formulary are generally not covered without submitting and getting approval of an exception request.

Drug Safety Recalls

The federal government issues drug recalls sometimes. To find out if a drug you take is being recalled, please check the listings on the U.S. Food & Drug Administration website at <https://www.fda.gov/Safety/Recalls/>.

Medication Therapy Management

Your health can depend on taking your medications the right way. Some drugs need to be taken at a certain time, with or without food, and more. That's why we offer a Medication Therapy Management (MTM) program for our members. It can help you learn about your medications, stick to your treatment plan, prevent medication-related problems and decrease your costs.

The MTM program is given by your local pharmacist. You can ask your pharmacist for help with your medications. A pharmacist may reach out to you and ask if you are interested in learning more about your medications. They ask because they want to help you.

Your pharmacist gets alerts and information about your medications and may decide you can benefit from this program. They offer ways to help you with your medications and can tell you how to take them the right way. They will also work with your provider to help meet your needs and improve how you use your medications. The pharmacist may ask to schedule time with you to go over all of your medications, including any pills, creams, eye drops, herbals or over-the-counter items.

This service and the pharmacist's help and information are all part of being a CareSource member and are available at no cost to you.



MTM Benefits to Members and Health Partners

- Improves safe use of medications
- Coordinates with all your doctors and other caregivers
- Helps you learn more about your medications and how to use them correctly
- Adds another person to your care network help with your overall health care



Disposing of Medications Safely

If you have old or unused medications in your home, don't just throw them away or flush them down the toilet. There are ways to get rid of unused drugs safely.

Expired or unused drugs can be a health risk for toddlers, teens, and family pets. About 50,000 children visit the emergency room each year from taking medications that were within their reach. Over 30,000 overdose deaths each year are due to prescription drugs.

There are ways to get rid of old or unused drugs safely:



DisposeRx® Packets

You can get free DisposeRx packets to help you get rid of expired drugs or medications you no longer use. These packets are safe for the environment, easy to use, and can help stop drug misuse. Please visit <https://secureforms.caresource.com/en/DisposeRx/> and complete the form to get your free DisposeRx packet.

Drug Take Back Day

The U.S. Drug Enforcement Administration (DEA) sponsors the National Prescription Drug Take Back Day each year. Go to takebackday.dea.gov to learn more.

Year-Round Drug Disposal

Some places are open all year and take medications and prescription drugs you no longer use. Go to deadiversion.usdoj.gov/drug_disposal for more information and to find a disposal location near you.



SPECIAL PROGRAMS AND TOOLS

You can use online and in-person programs to help with your health and with understanding your plan. These tools are meant to enhance your care from a provider, not replace it. Please consult the appropriate provider if you need help with a physical or mental health issue.

Some of these popular tools are described below.

My CareSource Member Portal

Set up your member portal account at **MyCareSource.com**. My CareSource gives you the ability to manage your health and your plan with information that is personalized just for you. You can:

- See your claims.
- Check on your cost shares and how much you've paid toward your annual deductible and out-of-pocket maximum.
- Pay your premium.
- Read or download plan documents.
- Set your preferences for email, text and mail.
- Find a PCP or tell us who you use as your PCP

Your My CareSource portal account allows you to see all your plan documents, and so much more!

My CareSource is also how you access many of the self-care tools we offer, with links to our programs for your physical, mental, emotional and social needs.



MyHealth

All CareSource members over the age of 18 can use our MyHealth tool on **MyCareSource.com** to explore healthy living tips and suggestions.

What does good health mean to you? Have you ever asked yourself “How healthy am I?” CareSource may have the answers to your questions.

Now you can take a FREE online health needs assessment (HNA) that will help you understand how you can be healthier. It’s easy to take. Sign in to your My CareSource account and click the **Health** tab at the top of the screen. Then click **Start** next to the Health Needs Assessment under Assessments.

When you finish, you’ll get your personal health score and a plan to help you live a healthier life. You can also set up your own account page, build a profile and set goals.

MyHealth Rewards

Make Life More Rewarding!

The MyHealth Rewards program has \$150 in rewards available! The table below shows all the rewards for 2025 available.

As a CareSource member, you are automatically enrolled in the MyHealth Rewards program. Below is the list of activities you can earn rewards for completing. When you complete an activity, your doctor will file a claim for the service. After we receive and process the claim, we will add your reward in your MyHealth account. Please allow up to 60 days for your reward to appear in your account. Each eligible activity completed will earn \$25 dollars you can redeem in gift cards.

You can open MyHealth from the **Health** tab in **MyCareSource.com**. Your rewards can be traded for a gift card from one of many retailers, such as Panera Bread, Walmart, TJ Maxx and more!

Rewardable Activity	Frequency	Amount	Who is Eligible
A1C Test	1x/calendar year	\$25	All Adults (18+) Diagnosis for diabetes required
Retinal Eye Exam with Eye Care Provider	1x/calendar year	\$25	All Adults (18+) Diagnosis for diabetes required
Kidney Health Evaluation	1x/calendar year	\$25	All Adults (18+) Diagnosis for diabetes required
Breast Cancer Screening	1x/calendar year	\$25	Females age 50 through 74 years
Colorectal Cancer Screening	1x/calendar year	\$25	Adults ages 45-75
Chlamydia Screening	1x/calendar year	\$25	Females age 18 through 24 years

Rewards are subject to change. The rewards you can get will vary based on your health care needs. Please note that not all reward activities are covered annually. You may be responsible for the cost if you do not check with CareSource or your primary care provider (PCP) before receiving services.

myStrength

Take charge of your mental health and try our wellness tool called myStrength. This program is made just for you. It gives you tools and tips to help improve your mood, mind, body and spirit. You can use it online or on your mobile device at no cost to you. The myStrength program offers online learning, self-help tools, wellness resources and inspirational quotes and articles.

You can open myStrength through **MyCareSource.com** or by going to <https://www.mystrength.com/r/caresource> can signing up. Complete the myStrength sign-up process and personal profile to get started.

You can also download the myStrength app for iOS and Android devices at www.mystrength.com/mobile and sign in using your existing myStrength login email and password.

While myStrength is helpful, and gives you tools you can use to improve your outlook, it cannot replace professional medical advice, diagnosis or treatment. Please do not delay getting care or disregard professional advice because of information you have read on myStrength or received from CareSource.

MyResources

Do you want help finding community resources? Use our MyResources tool to connect with local low-cost and no-cost community programs and services. You can find it on your personal **MyCareSource.com** account page.

Find resources for help with:

- Food
- Shelter
- Health care
- Work
- Financial assistance
- And more



CDC. <https://www.cdc.gov/publichealthgateway/sdoh/index.html>

We have programs serving every zip code in the U.S., from small towns to large cities.

You can also call CareSource Member Services to help you locate resources near you.



Care Management and Outreach Services

We offer personal care and education to our members. Our team of nurses and social workers are here to help you. We want to work with you, your family, and your providers to make sure you have all you need to manage your health and maintain your lifestyle.

A nurse or social worker can be your single point of contact at CareSource. They can make things a little easier for you. You will be given their direct phone line, so you can call with questions or concerns. Our team can help you:

- Find more affordable options for medications and supplies
- Provide education about long-term chronic and sudden, acute illness
- Connect you to community resources
- Explain benefits and services available to you
- Help you understand your plan's coverage
- Make sure you have after hours support

A Care Manager may contact you if you or your doctor requests it, or if we feel our services might be helpful to you or your family.

CareSource offers Care Management for conditions that include, but are not limited to:

- Asthma
- Bipolar disease
- Chronic obstructive pulmonary disease / heart failure / coronary artery disease
- Controlled substance management
- Diabetes
- Depression
- Emergency department management
- High blood pressure
- High-risk pregnancy
- Pain management

A Care Manager may ask you questions to learn more about your health. We will give you information to help you understand how to care for yourself and access services and local resources.

We can talk to your PCP and other providers to make sure you receive coordinated care. Our care managers can help you with other health conditions too.

Please call us if you have any questions or feel that you would benefit from care management services. We are happy to help you. You can call the Care Management assessment team at **1-833-230-2037**, Monday through Friday from 8 a.m. to 5 p.m. ET.



Help Getting Home from the Hospital

When you are discharged from the hospital, information comes at you fast. Our Care Managers can help you and/or your family members to:

- Answer any questions you may have related to discharge
- Ensure that you and/or your family members understand your medications and answer any questions related to your medications
- Help coordinate your PCP and/or specialist appointments
- Help coordinate your or your family's needs when you get home

If you or your family member wants or needs help when being discharged from the hospital, you can reach a member of the Care Management team at **1-833-230-2037**, Monday through Friday from 8 a.m. to 5 p.m. ET.



Disease Management

We have free disease management programs that can help you learn more about your health and better manage your health conditions. We want you to have the right tools to stay as healthy as possible.

The disease management program includes:

- The MyHealth online tool for members 18+, which lets you participate in 'journeys' to improve your health.
- Tips to improve your skills to manage your health.
- Care coordination with outreach teams.
- One-to-one care management.

Your doctor, pharmacy, or other health care source may let us know that you could benefit from a program. We will send you materials about your health condition, along with tips and resources to help you manage your condition. Adults, teens and children can participate in a program. You can call to join or be referred into a disease management program.

Please call us at **1-833-230-2037**, if you would like more information about a health condition or would like to join a disease management program. If you do not want to get materials or outreach, please call us to withdraw from the program.



CareSource Life Services

Go from where you are to where you want to be, with CareSource Life Services®. Good health requires more than just quality health care. Having a job, community support, access to education, food and housing can affect your overall health and well-being.

Taking the first step isn't always easy. We will work with you, building a path to help you meet your goals. Our Life Coaches can help you get the tools to balance work and life, while helping to remove barriers that stand in your way.

Plan for the Future

CareSource Life Services offers one-on-one coaching for up to 24 months and can connect you to services and resources such as:

- Education
- Access to food
- Budgeting and financial assistance
- Legal aid
- Housing
- Childcare
- Employment opportunities CareSource JobConnect™

This is all provided at no cost to you.

Get Started Today!

To connect with CareSource Life Services, call **1-844-543-7378** or email LifedServices@CareSource.com. You can also visit the Life Services page on **CareSource.com**.



CareSource JobConnect

CareSource JobConnect™ was developed with one goal in mind – to support members who want help achieving their education and/or employment goals

- Are you interested in a job where you can advance and grow?
- Are you working several jobs or working a job with no benefits?
- Are you ready to finish your GED, or pursue a college education?

If you answered yes to any of those questions, you may be ready to take the next step. You can enroll to work with a life coach. A life coach will give you one-on-one coaching sessions over the phone or in person and has access to a wide network of employer partners. You can get help with:

- Resume building
- Job Searches
- Interview techniques

We have partnered with area companies working in exciting industries like:

- Customer Service
- Distribution
- Education
- Food Production
- Health Care
- HVAC
- Manufacturing
- Professional Services
- Retail
- Warehouse and more

To find out more about CareSource JobConnect, you may contact us by:

- Phone: **1-844-543-7378**
- Email: LifeServices@CareSource.com
- Online: <https://secureforms.caresource.com/en/LSRInfo/>



ENSURING YOUR QUALITY OF CARE

Complaints and Appeals

If you are not satisfied, you have the right to:

- File a complaint (also called a grievance)
- File an appeal
- Ask for an external review

To start this process, you can call Member Services, or go to your My CareSource account and click the **File Grievance/Appeal** button on the My Help menu.

Any time we make a benefit decision that is not in your favor, we will send you a notice called an Adverse Benefit Determination that explains why the decision was made and your rights to file a grievance or appeal.

What is a Complaint?

Filing a complaint is the first step of the review process if you are unhappy with your benefits and services or if you do not agree with a decision that was made regarding your medical care.

Examples of when you might file complaint include, but are not limited to:

- You cannot get a timely appointment with a provider.
- You think the provider's office staff did not treat you fairly.
- You are not satisfied with the quality of care you received.

- CareSource denies a service.
- CareSource gives partial approval to cover a service.
- CareSource denies payment of a service.

We will send you a letter letting you know the decision we make after we review your complaint. If you do not agree with the decision, you can file an appeal.

What is an Appeal?

If you do not agree with our decision about your complaint, you have the right to appeal. An appeal is a request to reconsider an Adverse Benefit Determination. An Adverse Benefit Determination is a decision made or the action taken by CareSource that you do not agree with.

Any time we make a benefit decision that is not in your favor, we will send you a notice called an Adverse Benefit Determination that explains why the decision was made and your rights to file a grievance or appeal.

For more specific information about any of these topics, please see your plan's Evidence of Coverage.

What is an External Review?

External reviews are conducted by Independent Review Organizations. If you are unhappy with a decision CareSource made in your internal appeal about a denial to cover or pay for a service, you may ask for an external review.

In most cases, you must go through all of the steps in the internal appeal process before you can ask for an external review.

More information about this topic can be found in your Evidence of Coverage. Your Evidence of Coverage can be found online on the Plan Documents page.

Need Additional Help?

If you have questions about your rights or need help, please refer to the Evidence of Coverage for your CareSource plan or call Member Services.

You may also write to us at:

CareSource
Attention: Ohio Member Appeals
P.O. Box 1947
Dayton, OH 45401



Clinical Practice and Preventive Guidelines

Your health is important. Clinical and preventive guidelines can help you and your providers understand the latest research and guidance about managing and treating of specific health conditions. They can help your provider give you the best possible care.


These guidelines are given to you in member newsletters and on the CareSource website. Preventive guidelines and health links are available on the website or in print. You can call Member Services to get a printed copy of these guidelines.

We review our guidelines at least every two years, and they are updated as needed. After we update our guidelines, we present them to the CareSource Quality Enterprise Committee for adoption.

We look at member data to get the topics for our guidelines. The topics may include:

- Behavioral Health (i.e., depression or anxiety)
- Adult Health (i.e., hypertension or diabetes)
- Child/Adolescent Health (i.e., immunizations or well care)
- Population Health (i.e., obesity or tobacco cessation)

If you have any questions or would like to see a copy of our clinical guidelines, please call Member Services.



Utilization Management (UM)

A Utilization Management (UM) review happens when CareSource reviews a request for health care services before, during, or after service. We review the request for medical necessity, efficiency or appropriateness of the health care services and treatment that our members receive. We use our clinical guidelines and current accepted practices to review your care.

Access to Utilization Management Staff

- Our staff is available from 8 a.m. to 5 p.m. ET for calls about UM issues. Call Member Services and ask for the Utilization Management department.
- If you do not speak English, Member Services can also get interpreter services for you.
- For help with UM issues outside of normal business hours, you may leave us a voicemail message.
- You can also contact us through our website. Visit the **CareSource.com** homepage and click **About Us**, then **Contact Us**, and use the **Tell Us** form to send us a message. These messages are checked daily during the week.
- Voicemails received after 5 p.m. ET are returned the next business day and communications received after midnight on Monday through Friday are answered the same business day.
- Staff are identified by name, title, and organization name when making or returning calls about Utilization Management issues.

You can contact us anytime about UM issues or prior authorization requests.

We use current clinical information and generally accepted guidelines to guide our clinical decision making. We do not reward health partners or employees for not providing services to you, and we do not encourage or reward health care decisions that could reduce services to members.



Review of New Technology

We depend on research and progress in science to give you evidence-based, high-quality care. Our New Technology Committee is made up of physicians across CareSource. They judge medical advances to decide their quality and safety. Network providers can request an evaluation of new technology by our committee. By regularly reviewing medical technologies and our benefits, we try to provide up-to-date, effective and affordable medical care.

We will review any requests for new technology or services that are not currently covered by CareSource. This includes new:

- Health care services
- Medical devices
- Therapies
- Treatment options

Coverage will be based on one or more of the following:

- Health Insurance Marketplace rules
- External technology assessment guidelines
- Food and Drug Administration (FDA) approval
- Medical literature recommendations



Quality Improvement Program

Program Purpose

Your care means a lot to us. We regularly review the quality of care and service given to our members. We put programs in place to improve your health care services and your health outcomes. These programs are ones like our Disease Management Program, Care Management Services, and the processes that control how we work internally.

Our Quality Improvement Program receives a written evaluation each year. This helps us determine how well our improvement activities are working. A cross-functional team participates in the evaluation process.

In 2015 CareSource was awarded an accreditation status of Accredited by the National Committee for Quality Assurance (NCQA®). This accreditation status shows our commitment to service and clinical quality that meets or exceeds requirements for consumer protection and quality improvement.

Program Contents

We support an active, ongoing, and comprehensive Quality Improvement Program.

The Quality Improvement Program will:

- Advocate for members
- Meet member access and availability needs for physical and mental health care
- Demonstrate enhanced care coordination and continuity for members
- Meet members’ cultural and language needs
- Monitor important aspects of care to ensure the safety of members across health care settings
- Determine provider adherence to clinical practice guidelines
- Support member self-management efforts
- Work collaboratively with network partners, practitioners, regulatory agencies, and community agencies
- Develop interventions that improve and support members’ acute and chronic health conditions and complex needs
- Develop interventions that enrich member and health partner experiences and overall satisfaction
- Ensure regulatory and accrediting agency compliance

Quality Measures

CareSource uses an annual member survey for our marketplace members, *Qualified Health Plan (QHP) Enrollee Experience* to get member opinions on health care quality. You might get a request to take this survey. Your experiences and opinions are important to us. Please complete the survey promptly.

This is a quality program overseen by the United States Department of Health and Human Services – Agency for Healthcare Research and Quality (AHRQ). Possible quality measures for the Health Insurance Marketplace include:



We continually assess the quality of care and services offered to you. We use an objective monitoring and evaluation system to create programs that will improve your health outcomes.

CareSource uses the Healthcare Effectiveness Data and Information Set (HEDIS®) to measure the quality of care delivered to members. HEDIS is one of the most widely used means of health care measurement in the United States. HEDIS is developed and maintained by The National Committee for Quality Assurance (NCQA).

Ratings of All Health Care, Health Plan, Personal Doctor, Specialist



The HEDIS tool is used by America’s health plans to measure important dimensions of care and service and allows for comparisons across health plans in meeting state and federal performance measures and national HEDIS benchmarks. HEDIS measures evidence-based care and addresses the most pressing areas of care. Potential quality measures for the Health Insurance Marketplace include:

 <h3>Wellness and Prevention</h3> <ul style="list-style-type: none">• Preventive Screenings (breast cancer, cervical cancer, colorectal cancer, etc.)• Well-Child Care	 <h3>Chronic Disease Management</h3> <ul style="list-style-type: none">• Comprehensive Diabetes Care• Controlling High Blood Pressure
 <h3>Behavioral Health</h3> <ul style="list-style-type: none">• Follow-up After Hospitalization for Mental Illness• Antidepressant Medication Management	 <h3>Safety</h3> <ul style="list-style-type: none">• Use of Imaging Studies for Low Back Pain

HEDIS® and NCQA® are registered trademarks of the National Committee for Quality Assurance.

CMS evaluates qualified health plans (QHPs) offered through the Marketplace using Quality Rating System (QRS) and Enrollee Survey response data. QHP issuers contract with HHS-approved survey vendors that independently conduct the survey each year. QHP Enrollee Survey results may change from one year to the next. For more information, please see CMS’ Health Insurance Marketplace Quality Initiatives website at: <http://www.cms.gov/Medicare/Quality-Initiatives-Patient-Assessment-Instruments/QualityInitiativesGenInfo/Health-Insurance-Marketplace-Quality-Initiatives.html>



DEFINITIONS

Annual Deductible: the amount you must pay for covered services in a benefit year before we will begin paying for certain benefits. Copayments do not count toward the annual deductible. Network benefits for defined preventive health care services are never subject to payment of the annual deductible. Your Schedule of Benefits will show you which benefits must meet the deductible.

Annual Out-of-Pocket Maximum: the maximum amount you pay in a benefit year related to benefits. When you reach the annual out-of-pocket maximum, benefits for covered services that apply to the annual out-of-pocket maximum are paid at 100% of eligible expenses during the rest of the benefit year. Payments toward the annual deductible, copayments and coinsurance for covered services will apply to your annual out-of-pocket maximum, unless otherwise noted below.

The following costs will never apply to the annual out-of-pocket maximum:

- Any charges for non-covered services.
- Copayments and coinsurance for adult vision and fitness benefits or any other optional rider/enhancement.

Even when the annual out-of-pocket maximum has been reached, you will still be required to pay:

- Charges for non-covered services.
- Charges that exceed the amount of our contracted fee.
- Copayments and coinsurance amounts for covered services provided through the optional vision and fitness rider/enhancement, and
- The amount of any benefits if you or your provider do not get prior authorization from us when required to do so under the terms of the plan.



Coinsurance: the charge, stated as a percentage, that you are required to pay for certain covered services after the annual deductible is satisfied, and until you reach your annual out-of-pocket maximum.

Copayment: the charge, stated as a flat dollar amount, that you are required to pay for certain covered services.

Covered Services: means those health care services that are (1) covered by a specific benefit provision of the plan; (2) not excluded under the plan; and (3) determined to be medically necessary per the plan's medical policies and nationally recognized guidelines; and (4) that we determine to be all of the following: provided for the purpose of preventing, diagnosing, or treating a sickness, injury, behavioral health disorder, substance use disorder, or their symptoms; consistent with nationally recognized scientific evidence, as available, and prevailing medical standards and clinical guidelines, as described below; and not provided for the convenience of you, a Provider, or any other person.

In applying the above definition, "scientific evidence" and "prevailing medical standards and clinical guidelines" have the following meanings: "Scientific evidence" means the results of controlled clinical trials or other studies published in peer-reviewed, medical literature generally recognized by the relevant medical specialty community. "Prevailing medical standards and clinical guidelines" means nationally recognized professional standards of care including, but not limited to, national consensus statements, nationally recognized clinical guidelines, and national specialty society guidelines.

A Covered Service or Benefit does not mean that it is free to the member. A cost share and deductible will still apply unless it is fully covered, such as when it is a preventive service fully covered by a provision by the Affordable Care Act.

Evidence of Coverage (EOC): The EOC is an important legal document that describes the relationship between you and CareSource. It serves as your contract with CareSource, and it describes your rights, responsibilities, and obligations as a covered person under the plan. The EOC, including the Schedule of Benefits (SOB), also tells you how the plan works and describes the covered services you and your dependents are entitled to, any conditions and limits related to covered services, the health care services that are not covered by the plan, and the annual deductible, copayments, and coinsurance you must pay when you receive covered services.

Explanation of Benefits (EOB): A statement you may receive from CareSource that shows what health care services were billed to CareSource and how they were paid. An EOB is not a bill.

Marketplace Drug Formulary: a list that sorts medications and products that have been approved by the U.S. Food and Drug Administration into price tiers. This list is subject to periodic review and modification. You can find out the tier a medication is assigned to by looking in the formulary. You can get the formulary in print by calling member services or view it online at [CareSource.com/marketplace](https://www.caresource.com/marketplace).

Member: has the same meaning as covered person; a person, including you, who is properly enrolled under the plan.

Network Provider: a provider who has contracted with us or is being used by us, or another organization that has an agreement with us, to provide certain covered services or certain administration functions for the network associated with the EOC. A network provider may also be a non-network provider for other services or products that are not covered by the contractual arrangement with us as covered services. In order for a pharmacy to be a network provider, it must have entered into an agreement with the pharmacy benefit manager (PBM) to dispense prescription drugs to covered persons, agreed to accept specified reimbursement rates for prescription drugs, and been designated by the PBM as a network pharmacy.

Plan: CareSource.

Premium: the monthly fee required from the plan subscriber (or owner), in accordance with the terms of the plan.

Prior Authorization: any practice implemented by the plan in which benefits for a health care service is dependent upon a covered person or a provider obtaining approval from the plan before the health care service is performed, received, or prescribed, as applicable. This includes prospective or utilization review procedures conducted before providing a health care service.

Schedule of Benefits (SOB): the written description of the benefits that are available as covered services. The SOB is provided to you with your annual enrollment materials, along with the EOC. The SOB shows covered services and their costs.

Subscriber: The person who enrolled in the plan and is responsible for paying the monthly premium.

Summary of Benefits and Coverage (SBC): the summary of benefits and costs for covered services that is provided to you when your enrollment is received by CareSource. The SBC includes examples of the coverage you will have for certain health events, such as a broken bone or pregnancy.

Note: Your EOC has more details about these terms and many more. Read the EOC and keep it in a safe place for future reference.





APPENDIX

Additional Information and Forms

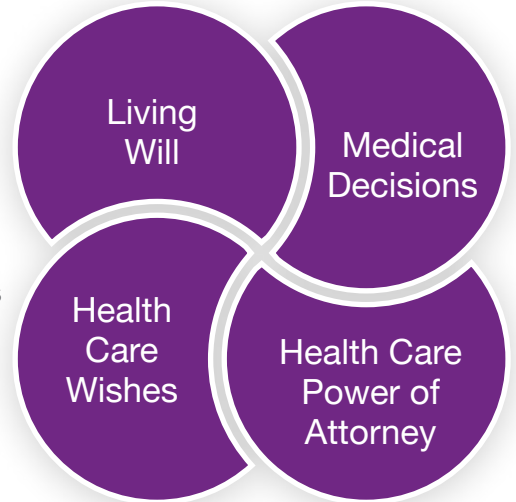
Advance Directives

You have the right to make Advance Directives. You sign these documents now in case you are not able to make your own health care decisions in the future. You can visit an attorney or your local legal aid office to have these papers drawn up for you*.

Advance Directives are used if you become unable to talk or communicate because of an illness or injury. They let your doctor and others know your wishes about future medical care. You can also use them to give someone you trust the right to make decisions for you if you are not able. You sign them while you are still healthy and able to make such decisions.

We do not put any limits on your right to have an Advance Directive.

** Please note: This is not legal advice and is provided for general information purposes only*



Mental Health Treatment Directive

You can tell us about your preferences for the mental health treatment that you may or may not wish to receive if you become unable to make your own decisions. For example, you may only want to be treated at a certain facility or only be given certain medications.

For more information on how you can set up a mental health treatment directive, contact your attorney or local legal aid service for more information.*

 <p>What medications are or aren't helpful?</p>	 <p>What treatments or treatment location you prefer?</p>	 <p>Whom should be contacted in case of a mental health crisis?</p>	 <p>What causes or helps prevent a crisis for you?</p>
---	---	--	--

** Please note: This is not legal advice and is provided for general information purposes only.*

Guardianship

What is a Guardian?

A guardian is a person appointed by a court to be legally responsible for another person.

When Will a Guardian be Appointed?

A court will usually appoint a guardian to manage the personal affairs of an adult who can no longer make safe and sound decisions by themselves because of a legal or mental incapacity. A minor may also have a guardian appointed by a court in certain situations.

How Do I Obtain a Guardianship?

Only a court may appoint a guardian. The court that normally appoints a guardian is your local probate court, although this may be different depending on where you live. Contact your local court, a local attorney or local legal aid service for more information on guardianship*.

If you obtain a guardianship for a CareSource member, please send a copy of the court documents to the CareSource Privacy Office so that it may be added to the member's record. See the Privacy Notice Statement in this Appendix for the address and contact information for the Privacy Office.

** Please note: This is not legal advice and is provided for general information purposes only.*





Member Consent/HIPAA Authorization

This form lets CareSource Management Group Co. and its affiliated health plans (“CareSource”), share your health information as described below. All of this form must be filled out. Mail or fax it to the address listed at the end of this form. Or you may choose to fill out this form online at www.caresource.com.

Section 1: Member Information

Member Last Name	MI	Member First Name	Member Date of Birth	
Member Street Address	City		State	Zip Code
Member Home Phone	Member Cell Phone		Member ID Number (Found on Plan ID Card)	
<i>By giving your cell phone number, you are saying that CareSource may use it to contact you.</i>				

Section 2: Consent to Share Health Information

This Member Consent/HIPAA Authorization Form provides your consent to share your health care information with others. This information is shared to help with your care and treatment, or to help with benefits. Your health care information may be shared with any past, current, or future providers you’ve seen for care. It also may be shared with some Health Information Exchanges (HIE). An HIE lets providers view health information that CareSource has about members. You also can share your health information on your own health care apps. You have the right to ask for a list of everyone who was given your health information by CareSource.

- Check this box if you want your health information to be shared with the past, current, and future providers you’ve seen for care, or your personal health care apps. The information will be shared for treatment, to manage your care, and to help with benefits. The information shared will include sensitive health information, including treatment for substance use and HIV/AIDS. For your personal health care apps, you will have more control over the information shared when you install it.
- Or –
- Check this box if you **do not want** your health information to be shared with past, current, and future providers you’ve seen for care. The information will not be shared for treatment, to manage your care, or to help with benefits. None of your health information will be shared with your providers, with these exceptions:
- Due to state requirements we must follow, your Primary Care Provider (PCP) may get a report that includes physical and behavioral health treatment you may have received. It will not include substance use or HIV/AIDS information unless you checked the box above saying you want to share your health information.
 - Due to other requirements we must follow, your health information may be shared with a HIE. It will not include substance use or HIV/AIDS information unless you checked the box above saying you want to share your health information.

If you do not approve sharing, your providers may not be able to manage your care as well as they could if you did approve sharing.

Section 3: Representative Designation

If you would like to name someone that CareSource may speak to on your behalf, please fill out this section. CareSource will share all of your health information with the person you name. If you name a group, like a law firm, the group is called an entity. Please give the entity's info and the name of a contact person at the entity.

Last Name	First Name	MI	Entity Name (if law firm or other en	
Street Address	City	State	Zip Code	
Home Phone		Cell Phone		

Section 4: Review and Approval

By signing my name, I agree:

To let CareSource share my health information as marked in Sections 2 and/or 3. I agree that signing this form is my choice. I agree the information shared may be subject to being shared again by the person or entity receiving it. After that it may no longer be protected by federal privacy laws. Substance use disorder information from specific treatment programs (42 CFR Part 2), may be kept private and not allowed to be shared again without my permission. I agree this form is not making a Health Care Power of Attorney. I agree that I may cancel this permission at any time. To cancel permission, I must send a written letter to CareSource. I can send the letter to the address at the bottom of this form. I can also fax it to the number at the bottom of this form. Or I may cancel my permission on www.caresource.com. I agree that if I cancel this permission, it will not change any actions CareSource took before I cancelled permission. I agree that my treatment, payment, enrollment or eligibility for benefits do not depend on whether I sign this form.

Please sign below.

Member/Minor Member's Parent Signature or Designated Legal Representative Signature*:		Date:	
Date this Permission Ends:			
<i>If no date given, the permission will remain on your record unless/until you ask us to cancel it. For minor members, it will end on their 18th birthday.</i>			
<i>*If signed by someone other than the member/minor member's parent, that person must be a designated legal representative. A designated legal representative is someone who has been given the authority to act on the behalf of the member. If you have not already done so, you must provide a copy of the Power of Attorney or court papers that prove the person is a designated legal representative. Also complete these fields:</i>			
Legal Representative (print full name)	Legal Relationship to Member, e.g., Power of Attorney, Court-Appointed Guardian or Custodian:		
Legal Representative's street address	City	State	Zip code

Please send your completed form to:

CareSource/ Attn: Privacy Office, P.O. Box 8738, Dayton, OH 45401-8738, **or**,
 Fax it to 1-833-334-4722, **or**,
 you may choose to fill out this form online at www.caresource.com.



Your Rights and Protections Against Surprise Medical Bills

When you get emergency care or get treated by an out-of-network provider at an in-network hospital or ambulatory surgical center, you are protected from surprise billing or balance billing.

What is “balance billing” (sometimes called “surprise billing”)?

When you see a doctor or other health care provider, you may owe certain out-of-pocket costs, such as a copayment, coinsurance, and/or a deductible. You may have other costs or have to pay the entire bill if you see a provider or visit a health care facility that isn't in your health plan's network.

“Out-of-network” describes providers and facilities that haven't signed a contract with your health plan. Out-of-network providers may be permitted to bill you for the difference between what your plan agreed to pay, and the full amount charged for a service. This is called “**balance billing**.” This amount is likely more than in-network costs for the same service and might not count toward your annual out-of-pocket limit.

“Surprise billing” is an unexpected balance bill. This can happen when you can't control who is involved in your care—like when you have an emergency or when you schedule a visit at an in-network facility but are unexpectedly treated by an out-of-network provider.

You are protected from balance billing for:

Emergency services

If you have an emergency medical condition and get emergency services from an out-of-network provider or facility, the most the provider or facility may bill you is your plan's in-network cost-sharing amount (such as copayments and coinsurance). You can't be balance billed for these emergency services. This includes services you may get after you're in stable condition, unless you give written consent and give up your protections not to be balance billed for these post-stabilization services.

Certain services at an in-network hospital or ambulatory surgical center

When you get services from an in-network hospital or ambulatory surgical center, certain providers there may be out-of-network. In these cases, the most those providers may bill you is CareSource's in-network cost-sharing amount. This applies to emergency medicine, anesthesia, pathology, radiology, laboratory, neonatology, assistant surgeon, hospitalist, or intensivist services. These providers **cannot** balance bill you and may **not** ask you to give up your protections not to be balance billed.

If you get other services at these in-network facilities, the out-of-network providers **cannot** balance bill you unless you give written consent and give up your protections.

You're never required to give up your protections from surprise billing. You also aren't required to get care out-of-network. You can choose a provider or facility in the CareSource network.

When surprise billing is not allowed, you also have the following protections:

- You are only responsible for paying your share of the cost (like the copayments, coinsurance, and deductibles that you would pay if the provider or facility was in-network). We will pay out-of-network providers and facilities directly.

- CareSource generally must:
 - Cover emergency services without requiring you to get approval for services in advance (prior authorization).
 - Cover emergency services from out-of-network providers.
 - Base what you owe the provider or facility (cost-sharing) on what it would pay an in-network provider or facility and show that amount in your explanation of benefits.
 - Count any amount you pay for emergency services or out-of-network services toward your deductible and out-of-pocket limit.

If you believe you've been wrongly billed, please call Member Services and we can help you resolve the issue. If you don't think the billing issue has been taken care of, Member Services can tell you how to contact the state department of insurance to find out more about your rights.

Visit cms.gov/nosurprises for more information about your rights under federal law.



Privacy Notice Statement

This notice describes how health information about you may be used and given out. It also tells how you can get this information. Please review it carefully. The terms of this notice apply to CareSource. We will refer to ourselves simply as “CareSource” in this notice.

Your Rights

When it comes to your health information, you have certain rights:

Get a copy of your health and claims records

- You can ask to see or get a copy of your health and claims records. You can also get other health information we have about you. Ask us how to do this.
- We will give you a copy or a summary of your health and claims records. We often do this within 30 days of your request. We may charge a fair, cost-based fee.

Ask us to fix health and claims records

- You can ask us to fix your health and claims records if you think they are wrong or not complete. Ask us how to do this.
- We may say “no” to your request. If we do, then we will tell you why in writing within 60 days.

Ask for private communications

- You can ask us to contact you in a specific way, such as home or office phone. You can ask us to send mail to a different address.
- We will think about all fair requests. We must say “yes” if you tell us, you would be in danger if we do not.



Ask us to limit what we use or share

- You can ask us not to use or share certain health information for care, payment or our operations.
- We do not have to agree to your request. We may say “no” if it would affect your care or for certain other reasons.

Get a list of those with whom we’ve shared information

- You can ask for a list (accounting) of the times we have shared your health information. This is limited to six years before the date you ask. You may ask who we shared it with, and why.
- We will include all the disclosures except for those about:
 - Care,
 - Amount paid,
 - Health care operations, and
 - Certain other disclosures (such as any you asked us to make).
- We will give you one list each year for free. If you ask for another list within 12 months, then we will charge a fair, cost-based fee.

Get a copy of this privacy notice

- You can ask for a paper copy of this notice at any time. You can ask even if you have agreed to get the notice electronically. We will give you a paper copy promptly.

Give CareSource consent to speak to someone on your behalf

- You can give CareSource consent to talk about your health information with someone else on your behalf.
- If you have a legal guardian, then that person can use your rights and make choices about your health information. CareSource will give out health information to your legal guardian. We will make sure a legal guardian has this right and can act for you before we take any action.

File a complaint if you feel your rights are violated

- You can complain if you feel we have violated your rights by contacting us using the information at the end of this notice.
- You can file a complaint with the U.S. Department of Health and Human Services Office for Civil Rights by sending a letter to 200 Independence Avenue, S.W., Washington, D.C. 20201, calling 1-877-696-6775, or visiting www.hhs.gov/ocr/privacy/hipaa/complaints/.
- We will not take action against you for filing a complaint. We may not require you to give up your right to file a complaint as a condition of:
 - Care,
 - Payment,
 - Enrollment in a health plan, or
 - Eligibility for benefits.

Your Choices

For certain health information, you can tell us your choices about what we share. If you have a clear choice for how we share your information in the situations described below, talk to us. Tell us what you want us to do. We will follow your instructions.

In these cases, you have both the right and choice to tell us to:

- Share information with your family, close friends, or others involved in payment for your care
- Share information in a disaster relief situation

If you are not able to tell us your choice, such as if you are unconscious, we may share your information if we believe it is in your best interest. We may also share your information when needed to lessen a serious and close threat to health or safety.

In these cases, we often cannot share your information unless you give us written consent:

- Marketing purposes
- Sale of your information
- Disclosure of psychotherapy notes

Consent to Share Health Information

CareSource will not share your health information, including Sensitive Health Information (SHI), unless you tell us to do so. SHI can be information related to drug and/or alcohol treatment, genetic testing results, HIV/AIDS, mental health, sexually transmitted diseases (STD), or communicable/other diseases that are a danger to your health. If you give us permission to share, this information would be shared to handle your care and treatment or to help with benefits. This information would be shared with your past, current, and future treating providers. It would also be shared with Health Information Exchanges (HIE). An HIE lets providers view information that CareSource has about members. You have the right to tell CareSource you do want your health information (including SHI) shared. If you do not want to share your health information, it will not be shared with providers to handle your care and treatment or to help with benefits. It will be shared with the provider who treats you for the specific SHI. If you do not approve sharing, all providers helping care for you may not be able to manage your care as well as they could if you did approve sharing.

Other Uses and Disclosures

We typically use or share your health information in these ways:

To help you get health care treatment.

- We can use your health information and share it with experts who are treating you. Example: A provider sends us information about your diagnosis and care plan so we can arrange more care.

To run our company.

- We can use and give out your information to run our company and contact you when needed.
- We are not allowed to use genetic information to decide whether we will give you coverage and the price of that coverage.



- We may use or share your health information to run our company.
Example: We may use your information to review and improve the quality of health care you and others get. We may give your health information to outside groups so they can assist us with our business. Such outside groups include lawyers, accountants, consultants and others. We require them to keep your health information private, too.

To pay for your health care.

How else can we use or share your health information? We are allowed or required to share your information in other ways. These ways are often to help the public good, such as public health and research. We have to meet many conditions in the law before we can share your information for these reasons. For more information see: www.hhs.gov/ocr/privacy/hipaa/understanding/consumers/index.html

To help with public health and safety issues.

We can share health information about you for certain reasons such as:

- Preventing disease
 - Helping with product recalls
 - Reporting harmful reactions to drugs
 - Reporting suspected abuse, neglect, or domestic violence
 - Preventing or reducing a serious threat to anyone's health or safety

To do research.

- We can use or share your information for health research. We can do this as long as certain privacy rules are met.

To obey the law.

- We will share information about you if state or federal laws require it. This includes the Department of Health and Human Services if it wants to see that we are obeying federal privacy laws.

To respond to organ and tissue donation requests and work with a medical examiner or funeral director.

- We can share health information about you with organ procurement organizations.
- We can share health information with a coroner, medical examiner or funeral director when a person dies.

To address workers' compensation, law enforcement and other government requests. We can use or share health information about you:

- For workers' compensation claims
- For law enforcement purposes or with a law enforcement official
- With health oversight agencies for activities allowed by law
- For special government functions such as military, national security and presidential protective services

To respond to lawsuits and legal actions.

- We can share health information about you in response to a court or administrative order, or in response to a court order.

We may also make a collection of “de-identified” information that cannot be traced back to you.

Our Responsibilities

- We protect our members’ health information in many ways. This includes information that is written, spoken or available online using a computer.
- CareSource employees are trained on how to protect member information.
- Member information is spoken in a way so that it is not inappropriately overheard.
- CareSource makes sure that computers used by employees are safe by using firewalls and passwords.
- CareSource limits who can access member health information. We make sure that only those employees with a business reason to access information use and share that information.
- We are required by law to keep the privacy and security of your protected health information and to give you a copy of this notice.
- We will let you know quickly if a breach occurs that may have compromised the privacy or security of your information.
- We must follow the duties and privacy practices described in this notice. We must give you a copy of it.
- We will not use or share your information other than as listed here unless you tell us we can in writing. If you tell us we can, you may change your mind at any time. Let us know in writing if you change your mind.

For more information see: www.hhs.gov/ocr/privacy/hipaa/understanding/consumers/noticepp.html.

Effective date and changes to the terms of this notice

The original Privacy notice was effective April 14, 2003, and this version was effective June 13, 2018. We must follow the terms of this notice as long as it is in effect. If needed, we can change the notice and the new one would apply to all health information we keep. If this happens, the new notice will be available upon request and will be posted on our web site. You can also ask for a paper copy of our notice at any time by mailing a request to the CareSource Privacy Officer.

The CareSource Privacy Officer can be reached by:

Mail: CareSource
Attn: Privacy Officer
P.O. Box 8738
Dayton, OH 45401-8738

Email: HIPAAPrivacyOfficer@caresource.com

Phone: 1-833-230-2099, ext. 2023 (TTY: 711).



Fraud, Waste and Abuse

CareSource has a program designed to handle cases of health care fraud. Providers or members can commit fraud. We monitor and take action on any member or provider fraud, waste and abuse. Some examples are:

Provider Fraud, Waste and Abuse

- Prescribing drugs, equipment or services that are not medically necessary
- Scheduling more frequent return visits than are medically necessary
- Billing for tests or services not provided to you
- Billing for more expensive services than provided

Member Fraud, Waste and Abuse

- Sharing or misusing your CareSource ID card with another person
- Selling prescribed drugs or other medical equipment paid for by CareSource to others
- Submitting false information
- Forging a doctor's signature on prescriptions, etc.
- Providing inaccurate symptoms and other information to providers to get treatment, drugs, etc.

Pharmacy Fraud, Waste and Abuse

- Providing drugs that are not according to the prescription
- Giving you a generic drug and send in a claim for a more expensive brand-name drug
- Giving you less than the prescribed drug amount without telling you and without giving you the rest of the amount

If You Suspect Fraud, Waste or Abuse

If you think a provider or a CareSource member is committing fraud, waste or abuse, you can report your concerns to us by:

- Calling our hotline at 1-844-415-1272. **Our Fraud, Waste and Abuse hotline is available 24 hours a day.**
- Use our online reporting form at [CareSource.com/members/tools-resources/forms/](https://www.caresource.com/members/tools-resources/forms/) and select the Fraud, Waste & Abuse Reporting Form at the bottom of the page.
- Sending us a letter addressed to:

CareSource
Attn: Program Integrity
P.O. Box 1940
Dayton, OH 45401

You do not have to give us your name when you write or call. There are other ways you may contact us that are not anonymous. If you are not concerned about giving your name, then you may also use one of the following means to contact us:

- Fraud email: fraud@CareSource.com
- Fraud fax: **1-800-418-0248**

When you report fraud, waste or abuse, please give us as many details as you can, including names and phone numbers. You may remain anonymous, but if you do, we will not be able to call you back for more information. Your report will be kept confidential to the extent permitted by law.

Member Rights and Responsibilities

You have the right to:

- Receive information about CareSource, our services, our network providers, and member rights and responsibilities.
- Be treated with respect and dignity by CareSource personnel, network providers and other health care professionals.
- Privacy and confidentiality for treatments, tests and procedures you receive.
- Participate with your provider in making decisions about your health care.



- Candidly discuss with your provider the appropriate or medically necessary treatment options for your conditions, regardless of cost or benefit coverage.
- Voice complaints or appeals about the plan or the care it provides.
- Make recommendations regarding the plan's Member Rights and Responsibilities policy.
- Choose an Advance Directive to designate the kind of care you wish to receive should you be unable to express your wishes.
- Be able to get a second opinion from a qualified network provider. If a qualified network provider is not able to see you, then CareSource will set up a visit with a provider not in our network.

You have the responsibility to:

- Provide information needed, to the extent possible, in order to receive care.
- Follow the plans and instructions for care that you have agreed to with your providers.
- Understand your health problems and participate in developing mutually agreed-upon treatment goals, to the degree possible.
- Be enrolled and pay any required premiums.
- Report any suspicion of fraud, waste and abuse using the reporting mechanisms located in this handbook.
- Pay an annual deductible, copayments and coinsurance.
- Pay the cost of limited and excluded services.
- Choose network providers and network pharmacies.
- Show your ID card to make sure you receive full benefits under the plan.

Notice Concerning Coverage Limitations and Exclusions under the Ohio Life and Health Insurance Guaranty Association Act

Residents of Ohio who purchase life insurance, annuities or health insurance should know that the insurance companies licensed in this state to write these types of insurance are members of the Ohio Life and Health Insurance Guaranty Association. The purpose of this association is to assure that policyholders will be protected, within limits, in the unlikely event that a member insurer becomes financially unable to meet its obligations. If this should happen, the guaranty association will assess its other member insurance companies for the money to pay the claims of insured persons who live in this state and, in some cases, to keep coverage in force. The valuable extra protection provided by these insurers through the guaranty association is not unlimited, however. And, as noted in the box below, this protection is not a substitute for consumers' care in selecting companies that are well-managed and financially stable.

The Ohio Life and Health Insurance Guaranty Association may not provide coverage for this policy. If coverage is provided, it may be subject to substantial limitations or exclusions, and require continued residency in Ohio. You should not rely on coverage by the Ohio Life and Health Insurance Guaranty Association in selecting an insurance company or in selecting an insurance policy.

Coverage is NOT provided for your policy or any portion of it that is not guaranteed by the insurer or for which you have assumed the risk, such as a variable contract sold by prospectus. You should check with your insurance company representative to determine if you are only covered in part or not covered at all.

Insurance companies or their agents are required by law to give or send you this notice. However, insurance companies and their agents are prohibited by law from using the existence of the guaranty association to induce you to purchase any kind of insurance policy.

Ohio Life and Health Insurance Guaranty Association
485 Metro Place S, Suite 270
Dublin, OH 43017
614-442-6601
www.olhiga.org

Ohio Department of Insurance
50 West Town Street Third Floor – Suite 300
Columbus, OH 43215
1-800-686-1526
www.insurance.ohio.gov

The state law that provides for this safety-net coverage is called the Ohio Life and Health Insurance Guaranty Association Act. On the back of this page is a brief summary of this law's coverages, exclusions and limits. This summary does not cover all provisions of the law nor does it in any way change anyone's rights or obligations under the act or the rights or obligations of the guaranty association.

COVERAGE

Generally, individuals will be protected by the life and health insurance guaranty association if they live in Ohio and hold a life or health insurance contract, annuity contract, unallocated annuity contract; if they are insured under a group insurance contract, issued by a member insurer; or if they are the payee or beneficiary of a structured settlement annuity contract. The beneficiaries, payees or assignees of insured persons are protected as well, even if they live in another state.

EXCLUSIONS FROM COVERAGE

However, persons holding such policies are not protected by this association if:

- they are eligible for protection under the laws of another state (this may occur when the insolvent insurer was incorporated in another state whose guaranty association protects insureds who live outside that state);
- the insurer was not authorized to do business in this state;
- their policy was issued by a medical, health or dental care corporation, an HMO, a fraternal benefit society, a mutual protective association or similar plan in which the policyholder is subject to future assessments, or by an insurance exchange.

The association also does not provide coverage for:

- any policy or portion of a policy which is not guaranteed by the insurer or for which the individual has assumed the risk, such as a variable contract sold by prospectus;
- any policy of reinsurance (unless an assumption certificate was issued);
- interest rate yields that exceed an average rate;
- dividends;
- credits given in connection with the administration of a policy by a group contract holder;
- employers' plans to the extent they are self-funded (that is, not insured by an insurance company, even if an insurance company administers them).

LIMITS OF AMOUNT OF COVERAGE

The act also limits the amount the association is obligated to pay out: The association cannot pay more than what the insurance company would owe under a policy or contract. Also, for any one insured life, the association will pay a maximum of \$300,000, except as specified below, no matter how many policies and contracts there were with the same company, even if they provided different types of coverages. The association will not pay more than \$100,000 in cash surrender values, \$500,000 in major medical insurance benefits, \$300,000 in disability or long-term care insurance benefits, \$100,000 in other health insurance benefits, \$250,000 in present value of annuities, or \$300,000 in life insurance death benefits. Again, no matter how many policies and contracts there were with the same company, and no matter how many different types of coverages, the association will pay a maximum of \$300,000, except for coverage involving major medical insurance benefits, for which the maximum of all coverages is \$500,000.

Note to benefit plan trustees or other holders of unallocated annuities (GICs, DACs, etc.) covered by the act: For unallocated annuities that fund governmental retirement plans under §§401, 403(b) or 457 of the Internal Revenue Code, the limit is \$250,000 in present value of annuity benefits including net cash surrender and net cash withdrawal per participating individual. In no event shall the association be liable to spend more than \$300,000 in the aggregate per individual, except as noted above. For covered unallocated annuities that fund other plans, a special limit of \$1,000,000 applies to each contract holder, regardless of the number of contracts held with the same company or number of persons covered. In all cases, of course, the contract limits also apply.

For more information about the Ohio Life & Health Insurance Guaranty Association, visit our website at: www.olhiga.org.

As of 11/15/2018

ENGLISH - Language assistance services, free of charge, are available to you. Call: **1-833-230-2099** (TTY: 711).

SPANISH - Servicios gratuitos de asistencia lingüística, sin cargo, disponibles para usted. Llame al: 1-833-230-2099 (TTY: 711).

NEPALI - तपाईंका निम्ति निःशुल्क भाषा सहायता सेवाहरू उपलब्ध छन् । फोन गर्नुहोस्: 1-833-230-2099 (TTY: 711).

KOREAN - 언어 지원 서비스가 무료로 제공됩니다. 전화: 1-833-230-2099 (TTY: 711).

FRENCH - Services d'aide linguistique offerts sans frais. Composez le 1-833-230-2099 (TTY: 711).

GERMAN - Es stehen Ihnen kostenlose Sprachassistentendienste zur Verfügung. Anrufen unter: 1-833-230-2099 (TTY: 711).

SIMPLIFIED CHINESE -

可为您提供免费的语言协助服务。请致电: 1-833-230-2099 (TTY: 711).

TELUGU - భాషా సాయం సర్వీసులు, మీకు ఉచితంగా లభ్యమవుతాయి. కాల్ చేయండి: 1-833-230-2099 (TTY: 711).

BURMESE - ဘာသာစကားဆိုင်ရာအကူအညီဝန်ဆောင်မှုများအား သင့်အတွက် အခမဲ့ ရရှိနိုင်ပါသည်။ ဖုန်းခေါ်ရန်: 1-833-230-2099 (TTY: 711).

ARABIC - تتوفر لك خدمات المساعدة اللغوية مجانًا. اتصل على الرقم: 1-833-230-2099 (هاتف نصي: 711).

URDU - زبان کی معاونتی ترجمانی خدمات، آپ کے لیے بالکل مفت یا: فری آف چارج دستیاب ہیں۔ کال کریں: 1-833-230-2099 (TTY: 711)

PENNSYLVANIA DUTCH - Mir kenne dich Hilf griege mit Deitsch, unni as es dich ennich eppes koschte zellt. Ruf 1-833-230-2099 (TTY: 711) uff.

RUSSIAN - Вам доступны бесплатно услуги языкового сопровождения. Позвоните по номеру: 1-833-230-2099 (TTY: 711).

TAGALOG - May mga serbisyong tulong sa wika, na walang bayad, na magagamit mo. Tumawag sa: 1-833-230-2099 (TTY: 711).

VIETNAMESE - Dịch vụ hỗ trợ ngôn ngữ miễn phí dành cho bạn. Gọi: 1-833-230-2099 (TTY: 711).

GUJARATI - ભાષા સહાય સેવાઓ તમારા માટે નિ:શુલ્ક ઉપલબ્ધ છે. 1-833-230-2099 (TTY: 711) પર કોલ કરો.

PORTUGUESE - Serviços linguísticos gratuitos disponíveis para você. Ligue para: 1-833-230-2099 (TTY: 711).

MARSHALLESE - Jerbal in jibañ ikijen kajin, ejelok onean, ej bellok ñan eok. Kurlok: 1-833-230-2099 (TTY: 711).

NOTICE OF NON-DISCRIMINATION

CareSource complies with applicable state and federal civil rights laws. We do not discriminate, exclude people, or treat them differently because of age, gender, gender identity, color, race, disability, national origin, ethnicity, marital status, sexual preference, sexual orientation, religious affiliation, health status, or public assistance status.

CareSource offers free aids and services to people with disabilities or those whose primary language is not English. We can get sign language interpreters or interpreters in other languages so they can communicate effectively with us or their providers. Printed materials are also available in large print, braille, or audio at no charge. Please call Member Services at the number on your CareSource ID card if you need any of these services.

If you believe we have not provided these services to you or discriminated in another way, you may file a grievance.

Mail: CareSource, Attn: Civil Rights Coordinator
P.O. Box 1947, Dayton, Ohio 45401

Email: CivilRightsCoordinator@CareSource.com

Phone: 1-844-539-1732

Fax: 1-844-417-6254

You may also file a civil rights complaint with the U.S. Department of Health and Human Services, Office for Civil Rights.

Mail: U.S. Dept. of Health and Human Services
200 Independence Ave, SW Room 509F

HHH Building Washington, D.C. 20201

Phone: 1-800-368-1019 (TTY: 1-800-537-7697)

Online: ocrportal.hhs.gov/ocr/portal/lobby.jsf

Complaint forms are found at:

www.hhs.gov/ocr/office/file/index.html





1-833-230-2099
(TTY/TDD: 711)
CareSource.com/marketplace