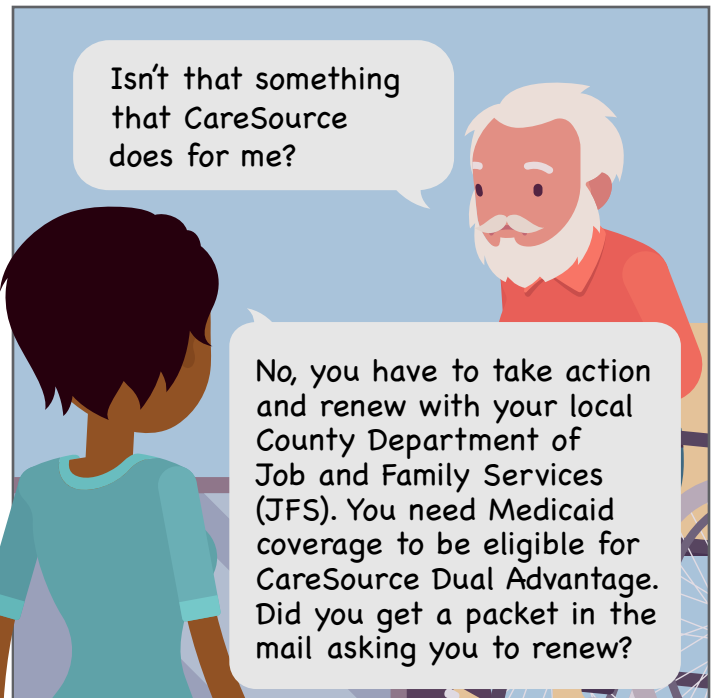
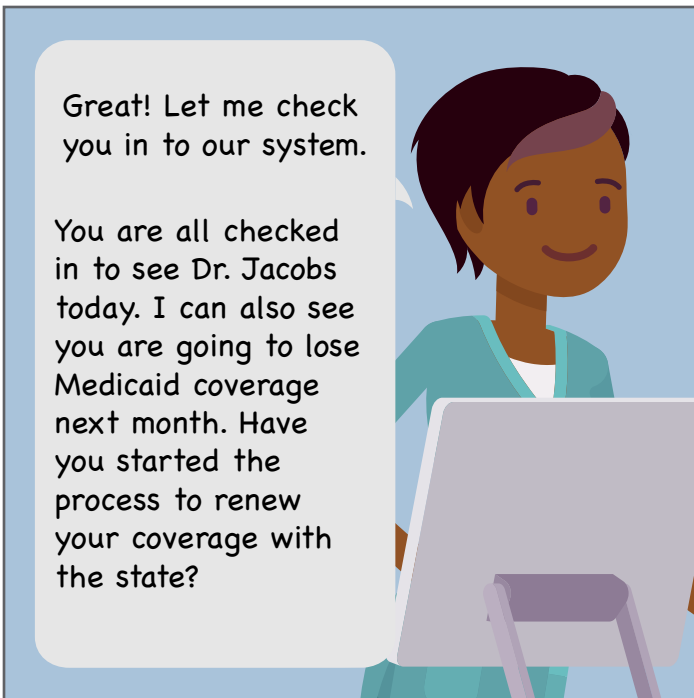
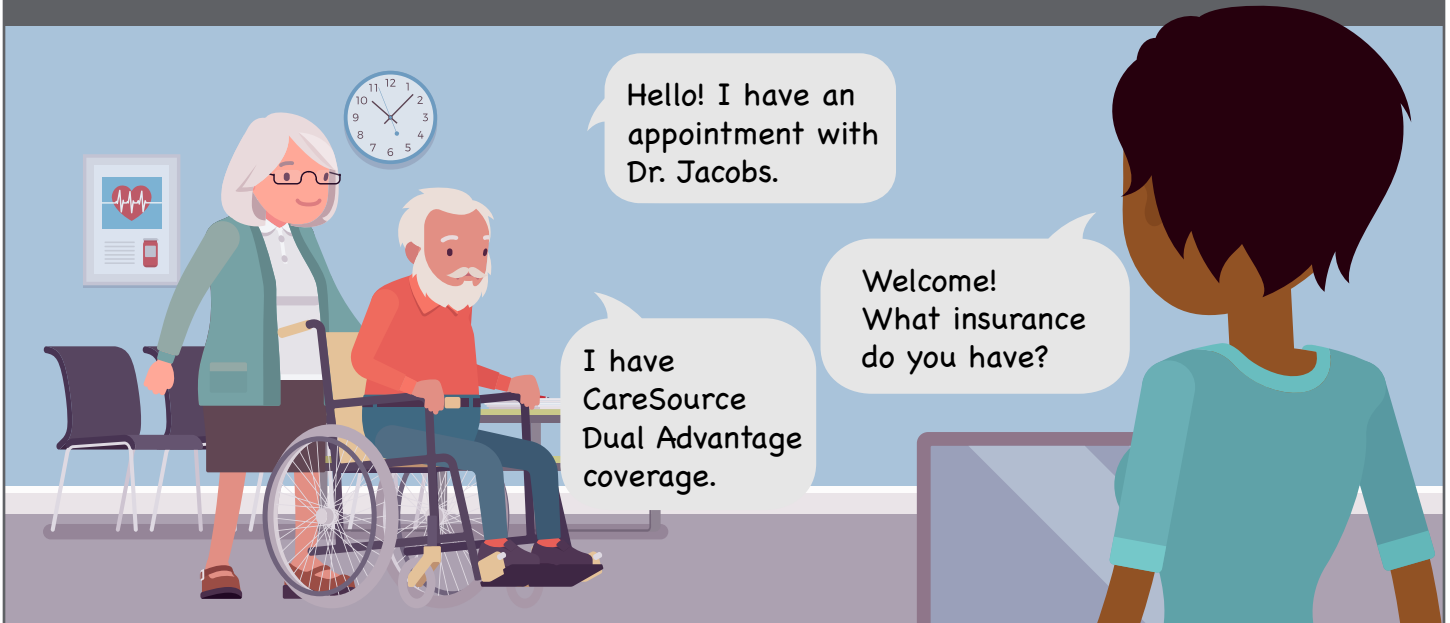


Redetermination is When You Renew Your Medicaid Coverage.



Knowing what you need to have to complete
your renewal can make the process easier.

Louis is going to his provider for his annual check up.



Louis remembers getting something in the mail from his County Department of Job and Family Services (JFS) office. It seemed long and complex so he put it in a pile of bills to deal with later.



I did get something in the mail but did not think it was important. I have never heard of this.



It is important! The state has everyone go through the redetermination process each year. Make sure you fill out the packet and return it to your local County Department of Job and Family Services (JFS) office as soon as you can.


Redetermination is when you renew your Medicaid coverage with the state. You need to renew each year. CareSource cannot renew for you.



The government issued a Public Health Emergency (PHE) during the COVID-19 pandemic. You did not have to renew your Medicaid coverage under the PHE. The PHE ended, so you will need to renew your coverage every year again.



There are many ways to renew. Knowing what you need to have to complete your renewal can make the process easier.





Online

1. Go to **benefits.ohio.gov**.
2. Log in to your account with your username and password.
 - If you do not have an account, click *sign up* to make one. Write your username and password down and keep it where you will remember it.
 - Follow the steps below the log in if you forgot your username or password.
3. Once you are in the portal, click *Link My Case(s)*.
4. Choose the option, *Renew My Benefits*.
5. Follow the steps to submit your renewal.
6. View this video for additional help with your online application.

youtube.com/watch?v=yiGV2E_ZuDA

By Phone

- 1.** Call the Medicaid Hotline at 1-800-324-8680. For TTY, call 1-800-292-3572.

You can call Monday through Friday, 7 a.m. to 8 p.m. or Saturday 8 a.m. to 5 p.m.

- 2.** Choose 1 for English or 2 for Spanish.
- 3.** Choose option 8 to renew your benefits.
- 4.** Try not to get discouraged if you are on hold for a few minutes. Have the information you need in front of you. This will make your call go much smoother once you are talking with someone.



In Person

1. Your local County Job and Family Services office can help you fill out your renewal. Find yours at jfs.ohio.gov
2. Bring the information you need to fill out the renewal.
3. You can get a ride to the office if you need it. Learn how to get a ride at CareSource.com



We know that the packet to renew your Medicaid coverage may seem complicated. It asks for a lot of information! Knowing what you need to have to complete your renewal can make the process easier.

Have as much information ready as you can when you renew, even if you do not have it all. Here are examples of what you may need:

- Your birthdate.
- Your social security number, birth certificate, passport, certificate of citizenship and/or driver's license.
- If you are applying because of a disability, you will need to provide proof.
- Address(es) and phone number(s) of current or former employers.
- Information about other health insurance if you have it.
- Information about other income. This could be Social Security, Pensions or Unemployment Compensation.
- Tax forms and wage statements. This could be pay stubs, W-2 forms or other information.

CareSource is an HMO D-SNP with a Medicare and state Medicaid contract. Enrollment in CareSource depends on contract renewal.




CareSource[®]

CareSource[®] MyCare Ohio (Medicare-Medicaid Plan) is a health plan that contracts with both Medicare and Ohio Medicaid to provide benefits of both programs to enrollees.